



Investment Report

**Third Quarter
April - June 2024**



**City of New Braunfels
Portfolio Management
Portfolio Summary
June 30, 2024**

Investments	Par Value	Market Value	Book Value	% of Portfolio	Term	Days to Maturity	YTM/C 365 Equiv.
Non-Neg CD's	5,500,000.00	5,500,000.00	5,500,000.00	2.17	220	216	5.284
Federal Agency Coupon Securities	11,000,000.00	10,964,620.50	10,890,375.56	4.31	438	171	5.241
TexPool	139,938,392.64	139,938,392.64	139,938,392.64	55.34	1	1	5.312
Texas Class	29,170,676.61	29,170,676.61	29,170,676.61	11.53	1	1	5.254
Texas FIT	47,097,973.45	47,097,973.45	47,097,973.45	18.62	1	1	5.260
Frost Bank	20,292,268.94	20,292,268.94	20,292,268.94	8.02	1	1	3.074
Investments	252,999,311.64	252,963,932.14	252,889,687.20	100.00%	25	13	5.112

Total Earnings	June 30 Month Ending	Fiscal Year To Date*
Current Year	1,055,112.87	10,145,278.22
Average Daily Balance	257,221,573.67	267,012,824.28
Effective Rate of Return	4.99%	5.06%

This report fairly represents the investment standing of the City of New Braunfels. We believe the data presented is accurate in all material respects, and is presented in a manner that fairly sets forth the investment standing of the City of New Braunfels.

This report was prepared in compliance with the State of Texas "Public Funds Investment Act" and the City of New Braunfels "Investment Policy".

Carren Ridge

Carren Ridge, Accounting and Treasury Manager

Angie Harris

Angie Harris, Assistant Finance Director

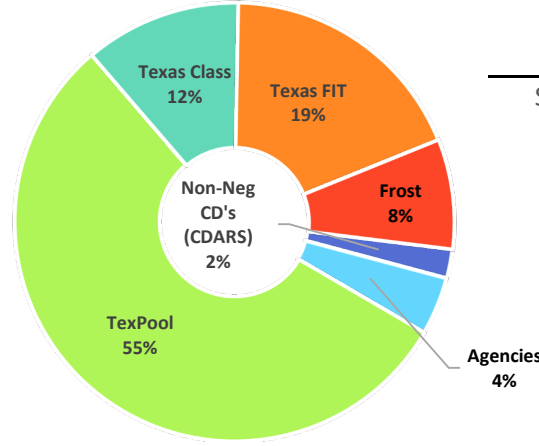
Sandy Paulos

Sandy Paulos, Finance Director

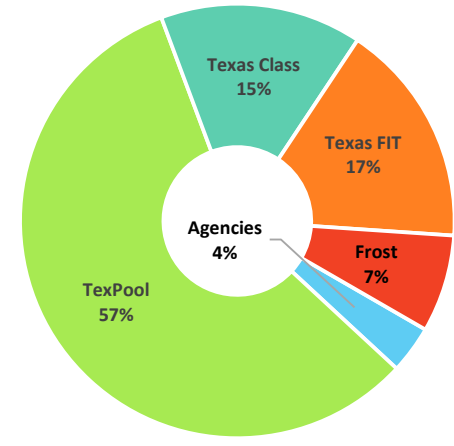
*FYTD Total Earnings includes additional income earned in the second quarter not reflected in the Second Quarter Investment Report totals.

Portfolio Statistics

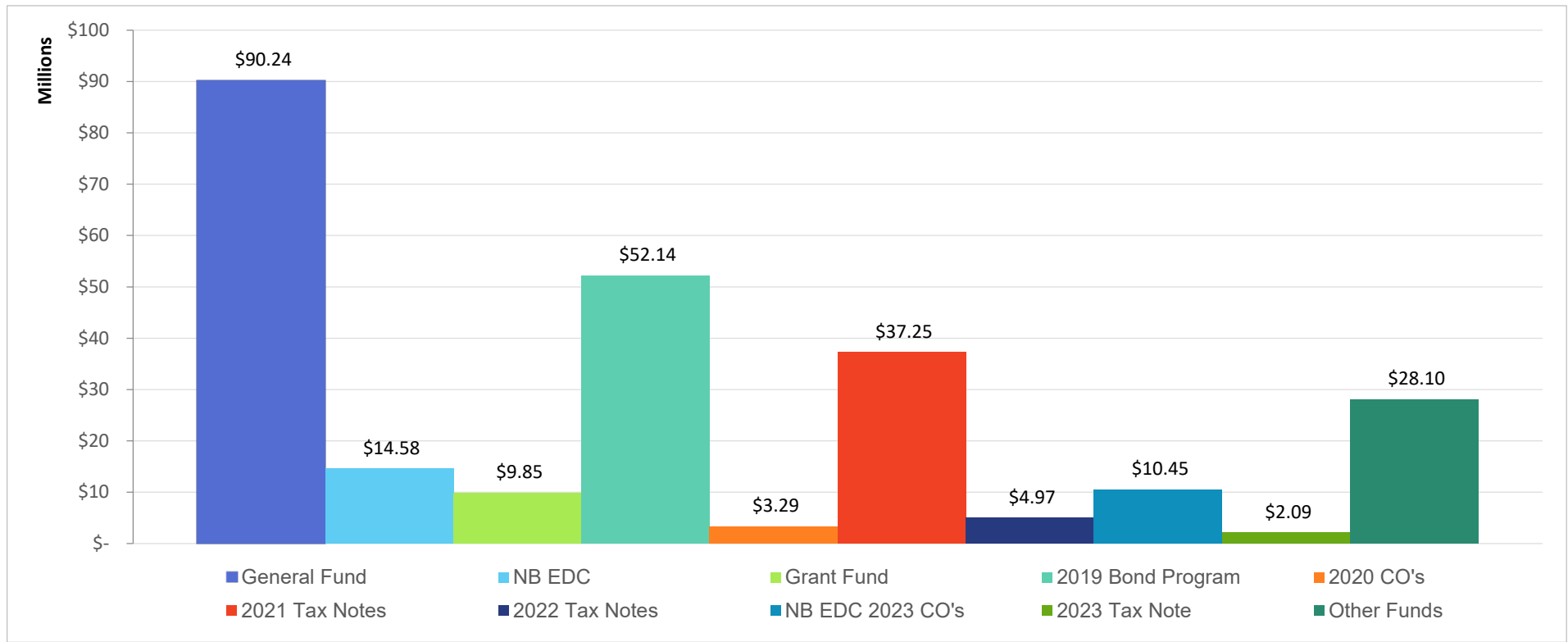
	Current 6/30/24
Market Value	\$252,963,932.14
Weighted Average Maturity	13 days
Weighted Average Yield	5.112%



	Prior 3/31/24
Market Value	\$277,869,205.11
Weighted Average Maturity	4 days
Weighted Average Yield	5.130%



Market Value by Fund

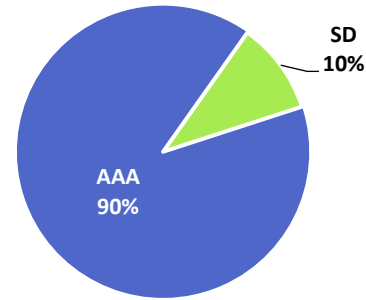


Rating Distribution

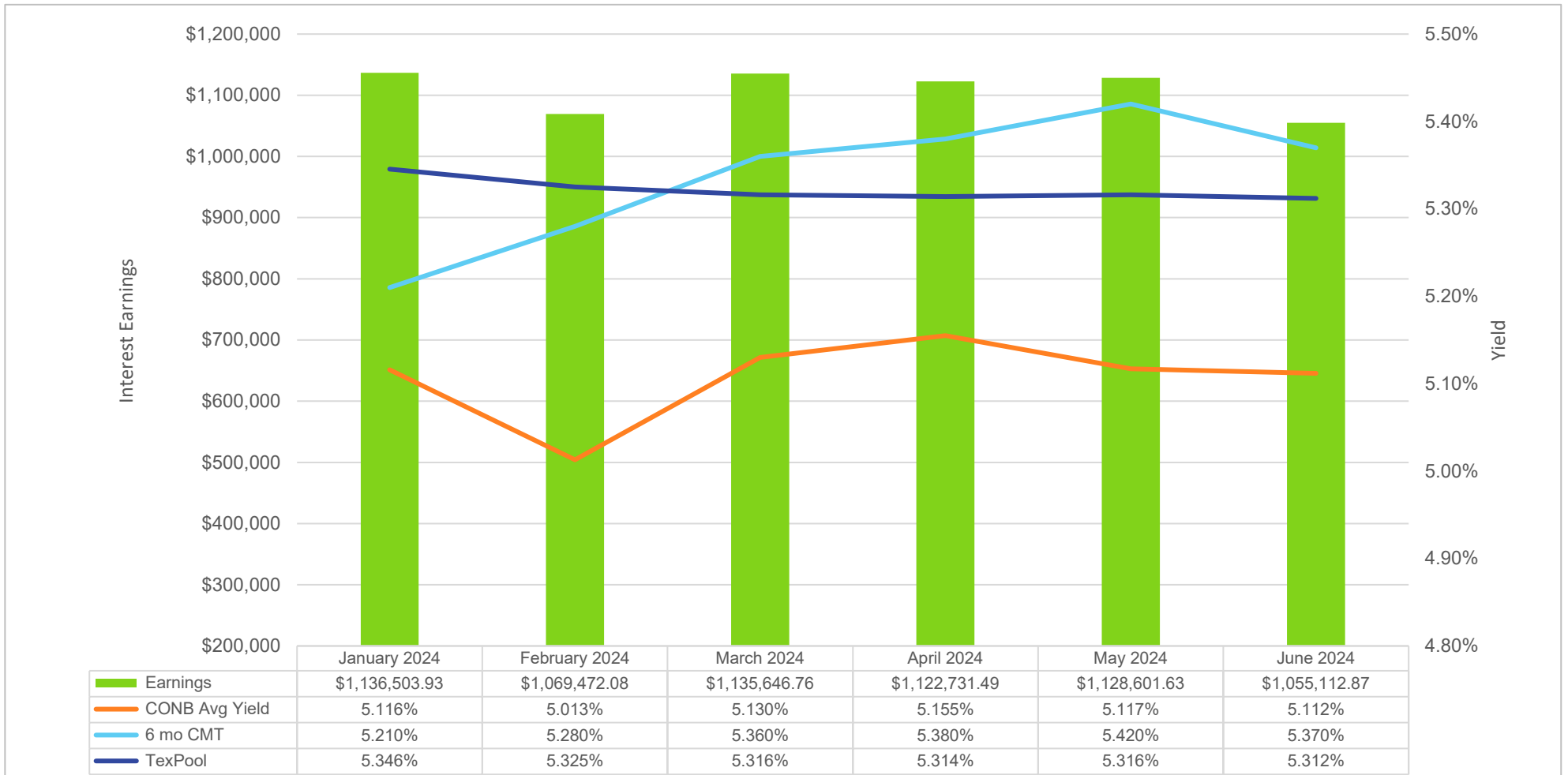
Secured Deposits
Investment Pools
Federal Agencies/Treasuries

	<u>Book Value</u>	<u>Percentage</u>	<u>Rating</u>
Secured Deposits	\$ 25,792,268.94	10.20%	SD
Investment Pools	\$ 216,207,042.70	85.49%	AAA
Federal Agencies/Treasuries	\$ 10,890,375.56	4.31%	AAA
	\$252,889,687.20	100.00%	

Allocation by Rating



Earnings History



Investment Portfolio Detail
as of June 30, 2024

CUSIP / Investment #	Issuer	Purchase Date	Par Value	Market Value	Book Value	Stated Rate	Days to Maturity	YTM/C	Market Price	Market Date	Maturity Date
General Fund											
Federal Agency Coupon Securities											
3130ASME6	Federal Home Loan Bank	7/20/2023	5,000,000.00	4,968,585.00	4,893,405.56	3.000	7	5.290	99.37%	6/30/2024	7/8/2024
3133ERJH5	Federal Farm Credit Bnk	6/27/2024	2,500,000.00	2,497,082.50	2,497,595.00	5.000	359	5.100	99.88%	6/30/2024	6/25/2025
3130B1TQ0	Federal Home Loan Bank	6/27/2024	1,000,000.00	999,578.00	1,000,000.00	5.375	88	5.375	99.97%	6/30/2024	6/27/2025
31424WJW3	Federal Agriculture Mortgage Co	6/27/2024	2,500,000.00	2,499,375.00	2,499,375.00	5.220	339	5.232	97.87%	6/30/2024	6/5/2026
Frost Bank											
FROST	Frost Bank	10/1/2021	2,538,397.87	2,538,397.87	2,538,397.87	1.000	1	1.000			
FROST REPO	Frost Bank	1/11/2023	16,531,000.00	16,531,000.00	16,531,000.00	3.546	1	3.546			
Non-Neg CD's											
1029260881	Bank of America-CDARS	6/27/2024	1,322,500.00	1,322,500.00	1,322,500.00	5.241	360	5.241			6/26/2025
TexPool											
7883900001	TexPool	10/1/2021	58,887,627.98	58,887,627.98	58,887,627.98	5.312	1	5.312			
			<u>\$90,279,525.85</u>	<u>\$90,244,146.35</u>	<u>\$90,169,901.41</u>						
NB Dev Authority											
Frost Bank											
RESERVE	Frost Bank	10/1/2021	1,222,871.07	1,222,871.07	1,222,871.07	1.000	1	1.000			
TexPool											
7883900019	TexPool	10/1/2021	790,258.85	790,258.85	790,258.85	5.312	1	5.312			
			<u>\$2,013,129.92</u>	<u>\$2,013,129.92</u>	<u>\$2,013,129.92</u>						
NB EDC											
Non-Neg CD's											
1029260695	Bank of America-CDARS	6/27/2024	1,000,000.00	1,000,000.00	1,000,000.00	5.326	24	5.326			7/25/2024
Texas Class											
TX-01-0331-4004	Texas Class	10/1/2021	13,581,609.66	13,581,609.66	13,581,609.66	5.254	1	5.254			
			<u>\$14,581,609.66</u>	<u>\$14,581,609.66</u>	<u>\$14,581,609.66</u>						
Grant Fund											
Texas FIT											
1379800056	Texas FIT	10/1/2021	9,847,596.80	9,847,596.80	9,847,596.80	5.260	1	5.260			
			<u>\$9,847,596.80</u>	<u>\$9,847,596.80</u>	<u>\$9,847,596.80</u>						
Equipment Repl Fund											
TexPool											
7883900022	TexPool	10/1/2021	1,064,599.58	1,064,599.58	1,064,599.58	5.312	1	5.312			
			<u>\$1,064,599.58</u>	<u>\$1,064,599.58</u>	<u>\$1,064,599.58</u>						
Enterprise Maint/Equip Repl											
TexPool											
7883900018	TexPool	10/1/2021	0.00	0.00	0.00	5.312	1	5.312			
			<u>\$0.00</u>	<u>\$0.00</u>	<u>\$0.00</u>						

Investment Portfolio Detail
as of June 30, 2024

CUSIP / Investment #	Issuer	Purchase Date	Par Value	Market Value	Book Value	Stated Rate	Days to Maturity	YTM/C	Market Price	Market Date	Maturity Date
<u>2008 CO's</u>											
TexPool											
7883900005	TexPool	10/1/2021	385,828.78	385,828.78	385,828.78	5.312	1	5.312			
			<u>\$385,828.78</u>	<u>\$385,828.78</u>	<u>\$385,828.78</u>						
<u>Roadway Dev Fund</u>											
Texas Class											
TX-01-0331-4003	Texas Class	10/1/2021	5,939,976.50	5,939,976.50	5,939,976.50	5.254	1	5.254			
			<u>\$5,939,976.50</u>	<u>\$5,939,976.50</u>	<u>\$5,939,976.50</u>						
<u>2015 Bond Fund</u>											
TexPool											
7883900012	TexPool	10/1/2021	840.35	840.35	840.35	5.312	1	5.312			
7883900015	TexPool	10/1/2021	3,904,453.65	3,904,453.65	3,904,453.65	5.312	1	5.312			
			<u>\$3,905,294.00</u>	<u>\$3,905,294.00</u>	<u>\$3,905,294.00</u>						
<u>2014 Capital Projects</u>											
TexPool											
7883900013	TexPool	10/1/2021	44.59	44.59	44.59	5.312	1	5.312			
7883900014	TexPool	10/1/2021	1,696.21	1,696.21	1,696.21	5.312	1	5.312			
			<u>\$1,740.80</u>	<u>\$1,740.80</u>	<u>\$1,740.80</u>						
<u>2019 Bond Fund</u>											
Non-Neg CD's											
1029260768	Bank of America-CDARS	6/27/2024	1,000,000.00	1,000,000.00	1,000,000.00	5.241	178	5.241			12/26/2024
TexPool											
7883900017	TexPool	10/1/2021	51,141,535.46	51,141,535.46	51,141,535.46	5.312	1	5.312			
			<u>\$52,141,535.46</u>	<u>\$52,141,535.46</u>	<u>\$52,141,535.46</u>						
<u>2020 CO's</u>											
TexPool											
7883900028	TexPool	10/1/2021	3,287,893.81	3,287,893.81	3,287,893.81	5.312	1	5.312			
			<u>\$3,287,893.81</u>	<u>\$3,287,893.81</u>	<u>\$3,287,893.81</u>						
<u>2023 Bond Fund</u>											
Texas FIT											
1379800060	Texas FIT	10/1/2021	682,850.10	682,850.10	682,850.10	5.260	1	5.260			
1379900099	Texas FIT	10/4/2023	36,567,526.55	36,567,526.55	36,567,526.55	5.260	1	5.260			
			<u>\$37,250,376.65</u>	<u>\$37,250,376.65</u>	<u>\$37,250,376.65</u>						
<u>2022 Tax Notes</u>											
TexPool											
7883900029	TexPool	9/13/2022	4,971,075.15	4,971,075.15	4,971,075.15	5.312	1	5.312			
			<u>\$4,971,075.15</u>	<u>\$4,971,075.15</u>	<u>\$4,971,075.15</u>						

NB EDC 2023 CO's

Investment Portfolio Detail
as of June 30, 2024

CUSIP / Investment #	Issuer	Purchase Date	Par Value	Market Value	Book Value	Stated Rate	Days to Maturity	YTM/C	Market Price	Market Date	Maturity Date
TexPool											
7883900030	TexPool	10/4/2023	10,452,396.81	10,452,396.81	10,452,396.81	5.312	1	5.312			
			<u>\$10,452,396.81</u>	<u>\$10,452,396.81</u>	<u>\$10,452,396.81</u>						
2023 Tax Notes											
TexPool											
7883900031	TexPool	10/4/2023	2,091,677.75	2,091,677.75	2,091,677.75	5.312	1	5.312			
			<u>\$2,091,677.75</u>	<u>\$2,091,677.75</u>	<u>\$2,091,677.75</u>						
Debt Service Fund											
Texas Class											
TX-01-0331-4001	Texas Class	10/1/2021	7,238,389.55	7,238,389.55	7,238,389.55	5.254	1	5.254			
			<u>\$7,238,389.55</u>	<u>\$7,238,389.55</u>	<u>\$7,238,389.55</u>						
Solid Waste Fund											
Non-Neg CD's											
1029260725	Bank of America-CDARS	6/27/2024	1,000,000.00	1,000,000.00	1,000,000.00	5.392	87	5.392			9/26/2024
TexPool											
7883900025	TexPool	10/1/2021	2,923,307.55	2,923,307.55	2,923,307.55	5.312	1	5.312			
			<u>\$3,923,307.55</u>	<u>\$3,923,307.55</u>	<u>\$3,923,307.55</u>						
Self Insurance Fund											
Texas Class											
TX-01-0331-4002	Texas Class	10/1/2021	2,410,700.90	2,410,700.90	2,410,700.90	5.254	1	5.254			
			<u>\$2,410,700.90</u>	<u>\$2,410,700.90</u>	<u>\$2,410,700.90</u>						
HOT/Motel Fund											
Non-Neg CD's											
1029260881	Bank of America-CDARS	6/27/2024	1,177,500.00	1,177,500.00	1,177,500.00	5.241	360	5.241			6/26/2025
TexPool											
7883900008	TexPool	10/1/2021	35,156.12	35,156.12	35,156.12	5.312	1	5.312			
			<u>\$1,212,656.12</u>	<u>\$1,212,656.12</u>	<u>\$1,212,656.12</u>						
		Total	252,999,311.64	252,963,932.14	252,889,687.20						



City of New Braunfels
Texas Compliance Change in Val Report
Sorted by Fund
April 1, 2024 - June 30, 2024

City of New Braunfels
 550 Landa St.
 New Braunfels, TX 78130
 (830)221-4369

Inv #	Issuer	Fund	Purch Date	Interest Accrual	Beginning Book Value	Purchases/ Additions	Redemptions	Change in Value	Ending Book Value
Cusip	Par Value	YTM	Mat Date	Interest Received	Beginning Market Value				Ending Market Value
Fund: General Fund									
10018	TXCLS	101	02/28/2022	0.00	0.00	0.00	0.00	0.00	0.00
TX-01-0331-0001	0.00	0.000	/ /	0.00	0.00	0.00	0.00	0.00	0.00
10019	TXPOOL	101	10/01/2021	912,335.31	70,975,292.67	912,335.31	13,000,000.00	-12,087,664.69	58,887,627.98
7883900001	58,887,627.98	5.312	/ /	912,335.31	70,975,292.67	912,335.31	13,000,000.00	-12,087,664.69	58,887,627.98
10034	FRST	101	10/01/2021	447.64	2,500,626.00	61,930.88	23,711.37	37,771.87	2,538,397.87
FROST	2,538,397.87	1.000	/ /	447.64	2,500,626.00	61,930.88	23,711.37	37,771.87	2,538,397.87
10058	FRST	101	01/11/2023	136,671.58	16,440,000.00	6,488,671.58	6,261,000.00	91,000.00	16,531,000.00
FROST REPO	16,531,000.00	3.546	/ /	136,671.58	16,440,000.00	6,488,671.58	6,261,000.00	91,000.00	16,531,000.00
10059	FHLB	101	07/20/2023	37,500.00	4,893,405.56	0.00	0.00	0.00	4,893,405.56
3130ASME6	5,000,000.00	5.290	07/08/2024	0.00	4,968,585.00	0.00	0.00	0.00	4,968,585.00
10081	CDARS	101	06/27/2024	759.54	0.00	1,322,500.00	0.00	1,322,500.00	1,322,500.00
1029260881	1,322,500.00	5.240	06/26/2025	759.69	0.00	1,322,500.00	0.00	1,322,500.00	1,322,500.00
10083	FFCB	101	06/27/2024	1,388.89	0.00	2,497,595.00	0.00	2,497,595.00	2,497,595.00
3133ERJH5	2,500,000.00	5.100	06/25/2025	0.00	0.00	2,497,595.00	0.00	2,497,082.50	2,497,082.50
10084	FHLB	101	06/27/2024	597.22	0.00	1,000,000.00	0.00	1,000,000.00	1,000,000.00
3130B1TQ0	1,000,000.00	5.375	06/27/2025	0.00	0.00	1,000,000.00	0.00	999,578.00	999,578.00
10085	FAMCA	101	06/27/2024	1,450.00	0.00	2,499,375.00	0.00	2,499,375.00	2,499,375.00
31424WJW3	2,500,000.00	5.232	06/05/2026	0.00	0.00	2,499,375.00	0.00	2,499,375.00	2,499,375.00
Sub Totals For: Fund: General Fund				1,091,150.18	94,809,324.23	14,782,407.77	19,284,711.37	-4,639,422.82	90,169,901.41
				1,050,214.22	94,884,503.67	14,782,407.77	19,284,711.37	-4,640,357.32	90,244,146.35

Fund: NB Dev Authority

Portfolio CONB

City of New Braunfels
Texas Compliance Change in Val Report
April 1, 2024 - June 30, 2024

Inv #	Issuer	Fund	Purch Date	Interest Accrual	Beginning Book Value	Purchases/ Additions	Redemptions	Change in Value	Ending Book Value
Cusip	Par Value	YTM	Mat Date	Interest Received	Beginning Market Value				Ending Market Value
10020	TXPOOL	211	10/01/2021	10,378.28	779,880.57	10,378.28	0.00	10,378.28	790,258.85
7883900019	790,258.85	5.312	/ /	10,378.28	779,880.57	10,378.28	0.00	10,378.28	790,258.85
10035	FRST	211	10/01/2021	182.22	1,222,652.17	218.90	0.00	218.90	1,222,871.07
RESERVE	1,222,871.07	1.000	/ /	218.90	1,222,652.17	218.90	0.00	218.90	1,222,871.07
Sub Totals For: Fund: NB Dev Authority				10,560.50	2,002,532.74	10,597.18	0.00	10,597.18	2,013,129.92
				10,597.18	2,002,532.74	10,597.18	0.00	10,597.18	2,013,129.92
Fund: NB EDC									
10014	TXCLS	212	10/01/2021	184,896.28	20,896,713.38	184,896.28	7,500,000.00	-7,315,103.72	13,581,609.66
TX-01-0331-4004	13,581,609.66	5.253	/ /	184,896.28	20,896,713.38	184,896.28	7,500,000.00	-7,315,103.72	13,581,609.66
10078	CDARS	212	06/27/2024	583.67	0.00	1,000,000.00	0.00	1,000,000.00	1,000,000.00
1029260695	1,000,000.00	5.326	07/25/2024	583.77	0.00	1,000,000.00	0.00	1,000,000.00	1,000,000.00
Sub Totals For: Fund: NB EDC				185,479.95	20,896,713.38	1,184,896.28	7,500,000.00	-6,315,103.72	14,581,609.66
				185,480.05	20,896,713.38	1,184,896.28	7,500,000.00	-6,315,103.72	14,581,609.66
Fund: Grant Fund									
10011	TXFIT	220	10/01/2021	127,511.94	9,720,084.86	127,511.94	0.00	127,511.94	9,847,596.80
1379800056	9,847,596.80	5.260	/ /	127,511.94	9,720,084.86	127,511.94	0.00	127,511.94	9,847,596.80
Sub Totals For: Fund: Grant Fund				127,511.94	9,720,084.86	127,511.94	0.00	127,511.94	9,847,596.80
				127,511.94	9,720,084.86	127,511.94	0.00	127,511.94	9,847,596.80
Fund: Equipment Repl Fund									
10021	TXPOOL	260	10/01/2021	13,981.10	1,050,618.48	13,981.10	0.00	13,981.10	1,064,599.58
7883900022	1,064,599.58	5.312	/ /	13,981.10	1,050,618.48	13,981.10	0.00	13,981.10	1,064,599.58
Sub Totals For: Fund: Equipment Repl Fund				13,981.10	1,050,618.48	13,981.10	0.00	13,981.10	1,064,599.58
				13,981.10	1,050,618.48	13,981.10	0.00	13,981.10	1,064,599.58
Fund: Enterprise Maint/Equ									
10022	TXPOOL	262	10/01/2021	61,140.03	4,752,085.83	61,140.03	4,813,225.86	-4,752,085.83	0.00
7883900018	0.00	5.312	/ /	61,140.03	4,752,085.83	61,140.03	4,813,225.86	-4,752,085.83	0.00

City of New Braunfels
Texas Compliance Change in Val Report
April 1, 2024 - June 30, 2024

Inv #	Issuer	Fund	Purch Date	Interest Accrual	Beginning Book Value				Ending Book Value
Cusip	Par Value	YTM	Mat Date	Interest Received	Beginning Market Value	Purchases/ Additions	Redemptions	Change in Value	Ending Market Value
Sub Totals For: Fund: Enterprise Maint/Equ				61,140.03	4,752,085.83	61,140.03	4,813,225.86	-4,752,085.83	0.00
				61,140.03	4,752,085.83	61,140.03	4,813,225.86	-4,752,085.83	0.00
Fund: 2008 CO's									
10023	TXPOOL	308	10/01/2021	5,066.93	380,761.85	5,066.93	0.00	5,066.93	385,828.78
7883900005	385,828.78	5.312	//	5,066.93	380,761.85	5,066.93	0.00	5,066.93	385,828.78
Sub Totals For: Fund: 2008 CO's				5,066.93	380,761.85	5,066.93	0.00	5,066.93	385,828.78
				5,066.93	380,761.85	5,066.93	0.00	5,066.93	385,828.78
Fund: Roadway Dev Fund									
10015	TXCLS	336	10/01/2021	77,129.29	5,862,847.21	77,129.29	0.00	77,129.29	5,939,976.50
TX-01-0331-4003	5,939,976.50	5.253	//	77,129.29	5,862,847.21	77,129.29	0.00	77,129.29	5,939,976.50
Sub Totals For: Fund: Roadway Dev Fund				77,129.29	5,862,847.21	77,129.29	0.00	77,129.29	5,939,976.50
				77,129.29	5,862,847.21	77,129.29	0.00	77,129.29	5,939,976.50
Fund: 2015 Bond Fund									
10024	TXPOOL	350	10/01/2021	10.92	829.43	10.92	0.00	10.92	840.35
7883900012	840.35	5.312	//	10.92	829.43	10.92	0.00	10.92	840.35
10025	TXPOOL	350	10/01/2021	51,276.08	3,853,177.57	51,276.08	0.00	51,276.08	3,904,453.65
7883900015	3,904,453.65	5.312	//	51,276.08	3,853,177.57	51,276.08	0.00	51,276.08	3,904,453.65
Sub Totals For: Fund: 2015 Bond Fund				51,287.00	3,854,007.00	51,287.00	0.00	51,287.00	3,905,294.00
				51,287.00	3,854,007.00	51,287.00	0.00	51,287.00	3,905,294.00
Fund: 2012 CO's									
10026	TXPOOL	352	10/01/2021	0.00	0.00	0.00	0.00	0.00	0.00
7883900010	0.00	0.000	//	0.00	0.00	0.00	0.00	0.00	0.00
Sub Totals For: Fund: 2012 CO's				0.00	0.00	0.00	0.00	0.00	0.00
				0.00	0.00	0.00	0.00	0.00	0.00
Fund: 2014 Capital Project									

City of New Braunfels
Texas Compliance Change in Val Report
April 1, 2024 - June 30, 2024

Inv #	Issuer	Fund	Purch Date	Interest Accrual	Beginning Book Value	Purchases/ Additions	Redemptions	Change in Value	Ending Book Value
Cusip	Par Value	YTM	Mat Date	Interest Received	Beginning Market Value				Ending Market Value
10027	TXPOOL	354	10/01/2021	0.91	43.68	0.91	0.00	0.91	44.59
7883900013	44.59	5.312	/ /	0.91	43.68	0.91	0.00	0.91	44.59
10028	TXPOOL	354	10/01/2021	22.17	1,674.04	22.17	0.00	22.17	1,696.21
7883900014	1,696.21	5.312	/ /	22.17	1,674.04	22.17	0.00	22.17	1,696.21
Sub Totals For: Fund: 2014 Capital Project				23.08	1,717.72	23.08	0.00	23.08	1,740.80
				23.08	1,717.72	23.08	0.00	23.08	1,740.80
Fund: 2019 Bond Fund									
10012	TXFIT	359	10/01/2021	0.00	0.00	0.00	0.00	0.00	0.00
1379800059	0.00	0.000	/ /	0.00	0.00	0.00	0.00	0.00	0.00
10029	TXPOOL	359	10/01/2021	671,627.99	50,469,907.47	671,627.99	0.00	671,627.99	51,141,535.46
7883900017	51,141,535.46	5.312	/ /	671,627.99	50,469,907.47	671,627.99	0.00	671,627.99	51,141,535.46
10051	FHLB	359	11/28/2022	49,427.08	5,000,985.00	0.00	5,000,000.00	-5,000,985.00	0.00
3130ATVC8	0.00	0.000	06/14/2024	121,875.00	4,993,655.00	0.00	5,000,000.00	-4,993,655.00	0.00
10080	CDARS	359	06/27/2024	574.32	0.00	1,000,000.00	0.00	1,000,000.00	1,000,000.00
1029260768	1,000,000.00	5.240	12/26/2024	585.90	0.00	1,000,000.00	0.00	1,000,000.00	1,000,000.00
Sub Totals For: Fund: 2019 Bond Fund				721,629.39	55,470,892.47	1,671,627.99	5,000,000.00	-3,329,357.01	52,141,535.46
				794,088.89	55,463,562.47	1,671,627.99	5,000,000.00	-3,322,027.01	52,141,535.46
Fund: 2020 CO's									
10030	TXPOOL	360	10/01/2021	60,253.37	7,027,640.44	60,253.37	3,800,000.00	-3,739,746.63	3,287,893.81
7883900028	3,287,893.81	5.312	/ /	60,253.37	7,027,640.44	60,253.37	3,800,000.00	-3,739,746.63	3,287,893.81
Sub Totals For: Fund: 2020 CO's				60,253.37	7,027,640.44	60,253.37	3,800,000.00	-3,739,746.63	3,287,893.81
				60,253.37	7,027,640.44	60,253.37	3,800,000.00	-3,739,746.63	3,287,893.81
Fund: 2023 Bond Fund									
10013	TXFIT	361	10/01/2021	8,841.91	674,008.19	8,841.91	0.00	8,841.91	682,850.10
1379800060	682,850.10	5.260	/ /	8,841.91	674,008.19	8,841.91	0.00	8,841.91	682,850.10

City of New Braunfels
Texas Compliance Change in Val Report
April 1, 2024 - June 30, 2024

Inv #	Issuer	Fund	Purch Date	Interest Accrual	Beginning Book Value	Purchases/ Additions	Redemptions	Change in Value	Ending Book Value
Cusip	Par Value	YTM	Mat Date	Interest Received	Beginning Market Value				Ending Market Value
10063	TXFIT	361	10/04/2023	473,495.84	36,094,030.71	473,495.84	0.00	473,495.84	36,567,526.55
1379900099	36,567,526.55	5.260	/ /	473,495.84	36,094,030.71	473,495.84	0.00	473,495.84	36,567,526.55
Sub Totals For: Fund: 2023 Bond Fund				482,337.75	36,768,038.90	482,337.75	0.00	482,337.75	37,250,376.65
				482,337.75	36,768,038.90	482,337.75	0.00	482,337.75	37,250,376.65
Fund: 2022 Tax Notes									
10046	TXPOOL	362	09/13/2022	65,283.74	4,905,791.41	65,283.74	0.00	65,283.74	4,971,075.15
7883900029	4,971,075.15	5.312	/ /	65,283.74	4,905,791.41	65,283.74	0.00	65,283.74	4,971,075.15
Sub Totals For: Fund: 2022 Tax Notes				65,283.74	4,905,791.41	65,283.74	0.00	65,283.74	4,971,075.15
				65,283.74	4,905,791.41	65,283.74	0.00	65,283.74	4,971,075.15
Fund: NB EDC 2023 CO's									
10061	TXPOOL	363	10/04/2023	137,268.47	10,315,128.34	137,268.47	0.00	137,268.47	10,452,396.81
7883900030	10,452,396.81	5.312	/ /	137,268.47	10,315,128.34	137,268.47	0.00	137,268.47	10,452,396.81
Sub Totals For: Fund: NB EDC 2023 CO's				137,268.47	10,315,128.34	137,268.47	0.00	137,268.47	10,452,396.81
				137,268.47	10,315,128.34	137,268.47	0.00	137,268.47	10,452,396.81
Fund: 2023 Tax Notes									
10062	TXPOOL	364	10/04/2023	27,469.38	2,064,208.37	27,469.38	0.00	27,469.38	2,091,677.75
7883900031	2,091,677.75	5.312	/ /	27,469.38	2,064,208.37	27,469.38	0.00	27,469.38	2,091,677.75
Sub Totals For: Fund: 2023 Tax Notes				27,469.38	2,064,208.37	27,469.38	0.00	27,469.38	2,091,677.75
				27,469.38	2,064,208.37	27,469.38	0.00	27,469.38	2,091,677.75
Fund: Debt Service Fund									
10016	TXCLS	401	10/01/2021	118,436.53	12,619,953.02	118,436.53	5,500,000.00	-5,381,563.47	7,238,389.55
TX-01-0331-4001	7,238,389.55	5.253	/ /	118,436.53	12,619,953.02	118,436.53	5,500,000.00	-5,381,563.47	7,238,389.55
Sub Totals For: Fund: Debt Service Fund				118,436.53	12,619,953.02	118,436.53	5,500,000.00	-5,381,563.47	7,238,389.55
				118,436.53	12,619,953.02	118,436.53	5,500,000.00	-5,381,563.47	7,238,389.55

Fund: Solid Waste Fund

City of New Braunfels
Texas Compliance Change in Val Report
April 1, 2024 - June 30, 2024

Inv #	Issuer	Fund	Purch Date	Interest Accrual	Beginning Book Value	Purchases/ Additions	Redemptions	Change in Value	Ending Book Value
Cusip	Par Value	YTM	Mat Date	Interest Received	Beginning Market Value				Ending Market Value
10031	TXPOOL	521	10/01/2021	38,390.96	2,884,916.59	38,390.96	0.00	38,390.96	2,923,307.55
7883900025	2,923,307.55	5.312	/ /	38,390.96	2,884,916.59	38,390.96	0.00	38,390.96	2,923,307.55
10079	CDARS	521	06/27/2024	590.95	0.00	1,000,000.00	0.00	1,000,000.00	1,000,000.00
1029260725	1,000,000.00	5.392	09/26/2024	591.09	0.00	1,000,000.00	0.00	1,000,000.00	1,000,000.00
Sub Totals For: Fund: Solid Waste Fund				38,981.91	2,884,916.59	1,038,390.96	0.00	1,038,390.96	3,923,307.55
				38,982.05	2,884,916.59	1,038,390.96	0.00	1,038,390.96	3,923,307.55
Fund: Self Insurance Fund									
10017	TXCLS	601	10/01/2021	31,302.44	2,379,398.46	31,302.44	0.00	31,302.44	2,410,700.90
TX-01-0331-4002	2,410,700.90	5.253	/ /	31,302.44	2,379,398.46	31,302.44	0.00	31,302.44	2,410,700.90
Sub Totals For: Fund: Self Insurance Fund				31,302.44	2,379,398.46	31,302.44	0.00	31,302.44	2,410,700.90
				31,302.44	2,379,398.46	31,302.44	0.00	31,302.44	2,410,700.90
Fund: HOT/Motel Fund									
10032	TXPOOL	794	10/01/2021	461.75	34,694.37	461.75	0.00	461.75	35,156.12
7883900008	35,156.12	5.312	/ /	461.75	34,694.37	461.75	0.00	461.75	35,156.12
10082	CDARS	794	06/27/2024	676.26	0.00	1,177,500.00	0.00	1,177,500.00	1,177,500.00
1029260881	1,177,500.00	5.240	06/26/2025	676.40	0.00	1,177,500.00	0.00	1,177,500.00	1,177,500.00
Sub Totals For: Fund: HOT/Motel Fund				1,138.01	34,694.37	1,177,961.75	0.00	1,177,961.75	1,212,656.12
				1,138.15	34,694.37	1,177,961.75	0.00	1,177,961.75	1,212,656.12
Report Grand Totals:				3,307,430.99	277,801,355.67	21,124,372.98	45,897,937.23	-24,911,668.47	252,889,687.20
				3,338,991.59	277,869,205.11	21,124,372.98	45,897,937.23	-24,905,272.97	252,963,932.14



City of New Braunfels
Amortization Schedule
April 1, 2024 - June 30, 2024
Sorted By Fund - Maturity Date

Investment #	Maturity Date	Beginning Par Value					Amounts Amortized			
Issuer	Fund	Amort. Date	Current Rate	Purchase Principal	Original Premium or Discount	Ending Book Value	And Unamortized As of 04/01/2024	Amount Amortized This Period	Amt Amortized Through 06/30/2024	Amount Unamortized
General Fund										
10059	101	07/08/2024	5,000,000.00	4,893,405.56	-106,594.44	4,997,855.86	76,882.77	27,567.53	104,450.30	-2,144.14
			3.000							
10083	101	06/25/2025	2,500,000.00	2,497,595.00	-2,405.00	2,497,621.87	0.00	26.87	26.87	-2,378.13
			5.000							
10085	101	06/05/2026	2,500,000.00	2,499,375.00	-625.00	2,499,378.58	0.00	3.58	3.58	-621.42
			5.220							
Subtotal				9,890,375.56	-109,624.44	9,994,856.31	76,882.77	27,597.98	104,480.75	-5,143.69
							-32,741.67			
2019 Bond Fund										
10051	359	06/14/2024	5,000,000.00	5,000,985.00	985.00	0.00	-855.67	-129.33	-985.00	0.00
			4.875							
Subtotal				5,000,985.00	985.00	0.00	-855.67	-129.33	-985.00	0.00
							129.33			
Total				14,891,360.56	-108,639.44	9,994,856.31	76,027.10	27,468.65	103,495.75	-5,143.69
							-32,612.34			



**City of New Braunfels
Purchases Report
Sorted by Fund - Purchase Date
April 1, 2024 - June 30, 2024**

CUSIP	Investment #	Fund	Sec. Type	Issuer	Original Par Value	Purchase Date	Payment	Principal Purchase	Accrued at Purchase	Rate at Purchas	Maturity/ Call Date	YTM	Ending Book Value
General Fund													
1029260881	10081	101	BCD	CDARS	1,322,500.00	06/27/2024	06/30 - Monthly	1,322,500.00		5.241	06/26/2025	5.241	1,322,500.00
31424WJW3	10085	101	FAC	FAMCA	2,500,000.00	06/27/2024	12/05 - 06/05	2,499,375.00	7,975.00	5.220	06/05/2025		2,499,375.00
3133ERJH5	10083	101	FAC	FFCB	2,500,000.00	06/27/2024	12/25 - 06/25	2,497,595.00	694.44	5.000	06/25/2025	5.100	2,497,595.00
3130B1TQ0	10084	101	FAC	FHLB	1,000,000.00	06/27/2024	12/27 - 06/27	1,000,000.00		5.375	09/27/2024		1,000,000.00
			Subtotal		7,322,500.00			7,319,470.00	8,669.44				7,319,470.00
NB EDC													
1029260695	10078	212	BCD	CDARS	1,000,000.00	06/27/2024	07/25 - At Maturity	1,000,000.00		5.326	07/25/2024	5.326	1,000,000.00
			Subtotal		1,000,000.00			1,000,000.00	0.00				1,000,000.00
2019 Bond Fund													
1029260768	10080	359	BCD	CDARS	1,000,000.00	06/27/2024	06/30 - Monthly	1,000,000.00		5.241	12/26/2024	5.241	1,000,000.00
			Subtotal		1,000,000.00			1,000,000.00	0.00				1,000,000.00
Solid Waste Fund													
1029260725	10079	521	BCD	CDARS	1,000,000.00	06/27/2024	06/30 - Monthly	1,000,000.00		5.392	09/26/2024	5.392	1,000,000.00
			Subtotal		1,000,000.00			1,000,000.00	0.00				1,000,000.00
HOT/Motel Fund													
1029260881	10082	794	BCD	CDARS	1,177,500.00	06/27/2024	06/30 - Monthly	1,177,500.00		5.241	06/26/2025	5.241	1,177,500.00
			Subtotal		1,177,500.00			1,177,500.00	0.00				1,177,500.00
			Total Purchases		11,500,000.00			11,496,970.00	8,669.44				11,496,970.00



City of New Braunfels
Maturity Report
Sorted by Maturity Date
 Received or due during April 1, 2024 - June 30, 2024

CUSIP	Investment #	Fund	Sec. Type	Issuer	Par Value	Maturity Date	Purchase Date	Rate at Maturity	Book Value at Maturity	Interest	Maturity Proceeds	Net Income
3130ATVC8	10051	359	FAC	FHLB	5,000,000.00	06/14/2024	11/28/2022	4.875	5,000,985.00	121,875.00	5,121,875.00	120,890.00
Total Maturities					5,000,000.00				5,000,985.00	121,875.00	5,121,875.00	120,890.00



**City of New Braunfels
Total Earnings
Sorted by Fund - Issuer
April 1, 2024 - June 30, 2024**

CUSIP	Investment #	Fund	Issuer	Ending Par Value	Beginning Book Value	Ending Book Value	Current Rate	Annualized Yield	Adjusted Interest Earnings			Adjusted Earnings
									Interest Earned	Amortization Accretion	Realized Gain/Loss	
Fund: General Fund												
1029260881	10081	101	CDARS	1,322,500.00	0.00	1,322,500.00	5.241	5.241	759.54	0.00	0.00	759.54
31424WJW3	10085	101	FAMCA	2,500,000.00	0.00	2,499,375.00	5.220	5.294	1,450.00	0.00	0.00	1,450.00
3133ERJH5	10083	101	FFCB	2,500,000.00	0.00	2,497,595.00	5.000	5.074	1,388.89	0.00	0.00	1,388.89
3130ASME6	10059	101	FHLB	5,000,000.00	4,893,405.56	4,893,405.56	3.000	3.074	37,500.00	0.00	0.00	37,500.00
3130B1TQ0	10084	101	FHLB	1,000,000.00	0.00	1,000,000.00	5.375	5.450	597.22	0.00	0.00	597.22
FROST	10034	101	FRST	2,538,397.87	2,500,626.00	2,538,397.87	1.000	0.072	447.64	0.00	0.00	447.64
FROST REPO	10058	101	FRST	16,531,000.00	16,440,000.00	16,531,000.00	3.546	3.334	136,671.58	0.00	0.00	136,671.58
7883900001	10019	101	TXPOOL	58,887,627.98	70,975,292.67	58,887,627.98	5.312	5.156	912,335.31	0.00	0.00	912,335.31
Subtotal				90,279,525.85	94,809,324.23	90,169,901.41		4.601	1,091,150.18	0.00	0.00	1,091,150.18
Fund: NB Dev Authority												
RESERVE	10035	211	FRST	1,222,871.07	1,222,652.17	1,222,871.07	1.000	0.060	182.22	0.00	0.00	182.22
7883900019	10020	211	TXPOOL	790,258.85	779,880.57	790,258.85	5.312	5.338	10,378.28	0.00	0.00	10,378.28
Subtotal				2,013,129.92	2,002,532.74	2,013,129.92		2.115	10,560.50	0.00	0.00	10,560.50
Fund: NB EDC												
1029260695	10078	212	CDARS	1,000,000.00	0.00	1,000,000.00	5.326	5.326	583.67	0.00	0.00	583.67
TX-01-0331-	10014	212	TXCLS	13,581,609.66	20,896,713.38	13,581,609.66	5.254	3.549	184,896.28	0.00	0.00	184,896.28
Subtotal				14,581,609.66	20,896,713.38	14,581,609.66		3.553	185,479.95	0.00	0.00	185,479.95
Fund: Grant Fund												
1379800056	10011	220	TXFIT	9,847,596.80	9,720,084.86	9,847,596.80	5.260	5.262	127,511.94	0.00	0.00	127,511.94
Subtotal				9,847,596.80	9,720,084.86	9,847,596.80		5.262	127,511.94	0.00	0.00	127,511.94
Fund: Equipment Repl Fund												
7883900022	10021	260	TXPOOL	1,064,599.58	1,050,618.48	1,064,599.58	5.312	5.338	13,981.10	0.00	0.00	13,981.10
Subtotal				1,064,599.58	1,050,618.48	1,064,599.58		5.338	13,981.10	0.00	0.00	13,981.10
Fund: Enterprise Maint/Equip Repl												
7883900018	10022	262	TXPOOL	0.00	4,752,085.83	0.00	5.312	5.161	61,140.03	0.00	0.00	61,140.03

City of New Braunfels
Total Earnings
April 1, 2024 - June 30, 2024

CUSIP	Investment #	Fund	Issuer	Ending Par Value	Beginning Book Value	Ending Book Value	Current Rate	Annualized Yield	Adjusted Interest Earnings			
									Interest Earned	Amortization Accretion	Realized Gain/Loss	Adjusted Earnings
			Subtotal	0.00	4,752,085.83	0.00		5.161	61,140.03	0.00	0.00	61,140.03
Fund: 2008 CO's												
7883900005	10023	308	TXPOOL	385,828.78	380,761.85	385,828.78	5.312	5.338	5,066.93	0.00	0.00	5,066.93
			Subtotal	385,828.78	380,761.85	385,828.78		5.338	5,066.93	0.00	0.00	5,066.93
Fund: Roadway Dev Fund												
TX-01-0331-	10015	336	TXCLS	5,939,976.50	5,862,847.21	5,939,976.50	5.254	5.277	77,129.29	0.00	0.00	77,129.29
			Subtotal	5,939,976.50	5,862,847.21	5,939,976.50		5.277	77,129.29	0.00	0.00	77,129.29
Fund: 2015 Bond Fund												
7883900012	10024	350	TXPOOL	840.35	829.43	840.35	5.312	5.281	10.92	0.00	0.00	10.92
7883900015	10025	350	TXPOOL	3,904,453.65	3,853,177.57	3,904,453.65	5.312	5.338	51,276.08	0.00	0.00	51,276.08
			Subtotal	3,905,294.00	3,854,007.00	3,905,294.00		5.338	51,287.00	0.00	0.00	51,287.00
Fund: 2014 Capital Projects												
7883900013	10027	354	TXPOOL	44.59	43.68	44.59	5.312	8.356	0.91	0.00	0.00	0.91
7883900014	10028	354	TXPOOL	1,696.21	1,674.04	1,696.21	5.312	5.312	22.17	0.00	0.00	22.17
			Subtotal	1,740.80	1,717.72	1,740.80		5.389	23.08	0.00	0.00	23.08
Fund: 2019 Bond Fund												
1029260768	10080	359	CDARS	1,000,000.00	0.00	1,000,000.00	5.241	5.241	574.32	0.00	0.00	574.32
3130ATVC8	10051	359	FHLB	0.00	5,000,985.00	0.00	4.875	4.778	49,427.08	0.00	-985.00	48,442.08
7883900017	10029	359	TXPOOL	51,141,535.46	50,469,907.47	51,141,535.46	5.312	5.338	671,627.99	0.00	0.00	671,627.99
			Subtotal	52,141,535.46	55,470,892.47	52,141,535.46		5.296	721,629.39	0.00	-985.00	720,644.39
Fund: 2020 CO's												
7883900028	10030	360	TXPOOL	3,287,893.81	7,027,640.44	3,287,893.81	5.312	3.439	60,253.37	0.00	0.00	60,253.37
			Subtotal	3,287,893.81	7,027,640.44	3,287,893.81		3.439	60,253.37	0.00	0.00	60,253.37
Fund: 2023 Bond Fund												
1379800060	10013	361	TXFIT	682,850.10	674,008.19	682,850.10	5.260	5.262	8,841.91	0.00	0.00	8,841.91
1379900099	10063	361	TXFIT	36,567,526.55	36,094,030.71	36,567,526.55	5.260	5.262	473,495.84	0.00	0.00	473,495.84
			Subtotal	37,250,376.65	36,768,038.90	37,250,376.65		5.262	482,337.75	0.00	0.00	482,337.75
Fund: 2022 Tax Notes												
7883900029	10046	362	TXPOOL	4,971,075.15	4,905,791.41	4,971,075.15	5.312	5.338	65,283.74	0.00	0.00	65,283.74
			Subtotal	4,971,075.15	4,905,791.41	4,971,075.15		5.338	65,283.74	0.00	0.00	65,283.74

City of New Braunfels
Total Earnings
April 1, 2024 - June 30, 2024

CUSIP	Investment #	Fund	Issuer	Ending Par Value	Beginning Book Value	Ending Book Value	Current Rate	Annualized Yield	Adjusted Interest Earnings			Adjusted Earnings
									Interest Earned	Amortization Accretion	Realized Gain/Loss	
Fund: NB EDC 2023 CO's												
7883900030	10061	363	TXPOOL	10,452,396.81	10,315,128.34	10,452,396.81	5.312	5.338	137,268.47	0.00	0.00	137,268.47
			Subtotal	10,452,396.81	10,315,128.34	10,452,396.81		5.338	137,268.47	0.00	0.00	137,268.47
Fund: 2023 Tax Notes												
7883900031	10062	364	TXPOOL	2,091,677.75	2,064,208.37	2,091,677.75	5.312	5.338	27,469.38	0.00	0.00	27,469.38
			Subtotal	2,091,677.75	2,064,208.37	2,091,677.75		5.338	27,469.38	0.00	0.00	27,469.38
Fund: Debt Service Fund												
TX-01-0331-	10016	401	TXCLS	7,238,389.55	12,619,953.02	7,238,389.55	5.254	3.764	118,436.53	0.00	0.00	118,436.53
			Subtotal	7,238,389.55	12,619,953.02	7,238,389.55		3.764	118,436.53	0.00	0.00	118,436.53
Fund: Solid Waste Fund												
1029260725	10079	521	CDARS	1,000,000.00	0.00	1,000,000.00	5.392	5.392	590.95	0.00	0.00	590.95
7883900025	10031	521	TXPOOL	2,923,307.55	2,884,916.59	2,923,307.55	5.312	5.338	38,390.96	0.00	0.00	38,390.96
			Subtotal	3,923,307.55	2,884,916.59	3,923,307.55		5.338	38,981.91	0.00	0.00	38,981.91
Fund: Self Insurance Fund												
TX-01-0331-	10017	601	TXCLS	2,410,700.90	2,379,398.46	2,410,700.90	5.254	5.277	31,302.44	0.00	0.00	31,302.44
			Subtotal	2,410,700.90	2,379,398.46	2,410,700.90		5.277	31,302.44	0.00	0.00	31,302.44
Fund: HOT/Motel Fund												
1029260881	10082	794	CDARS	1,177,500.00	0.00	1,177,500.00	5.241	5.241	676.26	0.00	0.00	676.26
7883900008	10032	794	TXPOOL	35,156.12	34,694.37	35,156.12	5.312	5.338	461.75	0.00	0.00	461.75
			Subtotal	1,212,656.12	34,694.37	1,212,656.12		5.280	1,138.01	0.00	0.00	1,138.01
			Total	252,999,311.64	277,801,355.67	252,889,687.20		4.781	3,307,430.99	0.00	-985.00	3,306,445.99



City of New Braunfels
Projected Cashflow Report
Sorted by Fund
For the Period June 30, 2024 - June 30, 2025

Projected Trans. Date	Investment #	Fund	Security ID	Transaction Type	Issuer	Par Value	Original Cost	Principal	Interest	Total
General Fund										
06/30/2024	10081	101	1029260881	Interest	Bank of America-CDARS	0.00	0.00	0.00	759.54	759.54
07/08/2024	10059	101	3130ASME6	Maturity	Federal Home Loan Bank	5,000,000.00	4,893,405.56	5,000,000.00	75,000.00	5,075,000.00
07/31/2024	10081	101	1029260881	Interest	Bank of America-CDARS	0.00	0.00	0.00	5,886.41	5,886.41
08/31/2024	10081	101	1029260881	Interest	Bank of America-CDARS	0.00	0.00	0.00	5,886.41	5,886.41
09/27/2024	10084	101	3130B1TQ0	Call	Federal Home Loan Bank	1,000,000.00	1,000,000.00	1,000,000.00	0.00	1,000,000.00
09/30/2024	10081	101	1029260881	Interest	Bank of America-CDARS	0.00	0.00	0.00	5,696.53	5,696.53
10/31/2024	10081	101	1029260881	Interest	Bank of America-CDARS	0.00	0.00	0.00	5,886.41	5,886.41
11/30/2024	10081	101	1029260881	Interest	Bank of America-CDARS	0.00	0.00	0.00	5,696.53	5,696.53
12/05/2024	10085	101	31424WJW3	Interest	Federal Agriculture Mortgage Co	0.00	0.00	0.00	65,250.00	65,250.00
12/25/2024	10083	101	3133ERJH5	Interest	Federal Farm Credit Bnk	0.00	0.00	0.00	62,500.00	62,500.00
12/27/2024	10084	101	3130B1TQ0	Interest	Federal Home Loan Bank	0.00	0.00	0.00	26,875.00	26,875.00
12/31/2024	10081	101	1029260881	Interest	Bank of America-CDARS	0.00	0.00	0.00	5,886.41	5,886.41
01/31/2025	10081	101	1029260881	Interest	Bank of America-CDARS	0.00	0.00	0.00	5,886.41	5,886.41
02/28/2025	10081	101	1029260881	Interest	Bank of America-CDARS	0.00	0.00	0.00	5,316.76	5,316.76
03/31/2025	10081	101	1029260881	Interest	Bank of America-CDARS	0.00	0.00	0.00	5,886.41	5,886.41
04/30/2025	10081	101	1029260881	Interest	Bank of America-CDARS	0.00	0.00	0.00	5,696.53	5,696.53
05/31/2025	10081	101	1029260881	Interest	Bank of America-CDARS	0.00	0.00	0.00	5,886.41	5,886.41
06/05/2025	10085	101	31424WJW3	Interest	Federal Agriculture Mortgage Co	0.00	0.00	0.00	65,250.00	65,250.00
06/05/2025	10085	101	31424WJW3	Call	Federal Agriculture Mortgage Co	2,500,000.00	2,499,375.00	2,500,000.00	0.00	2,500,000.00
06/25/2025	10083	101	3133ERJH5	Maturity	Federal Farm Credit Bnk	2,500,000.00	2,497,595.00	2,500,000.00	62,500.00	2,562,500.00
06/26/2025	10081	101	1029260881	Maturity	Bank of America-CDARS	1,322,500.00	1,322,500.00	1,322,500.00	4,747.10	1,327,247.10
06/27/2025	10084	101	3130B1TQ0	Maturity	Federal Home Loan Bank	1,000,000.00	1,000,000.00	1,000,000.00	26,875.00	1,026,875.00
Total for General Fund						13,322,500.00	13,212,875.56	13,322,500.00	453,367.86	13,775,867.86
NB EDC										
07/25/2024	10078	212	1029260695	Maturity	Bank of America-CDARS	1,000,000.00	1,000,000.00	1,000,000.00	4,085.72	1,004,085.72
Total for NB EDC						1,000,000.00	1,000,000.00	1,000,000.00	4,085.72	1,004,085.72
2019 Bond Fund										
06/30/2024	10080	359	1029260768	Interest	Bank of America-CDARS	0.00	0.00	0.00	574.32	574.32
07/31/2024	10080	359	1029260768	Interest	Bank of America-CDARS	0.00	0.00	0.00	4,450.97	4,450.97
08/31/2024	10080	359	1029260768	Interest	Bank of America-CDARS	0.00	0.00	0.00	4,450.97	4,450.97
09/30/2024	10080	359	1029260768	Interest	Bank of America-CDARS	0.00	0.00	0.00	4,307.39	4,307.39
10/31/2024	10080	359	1029260768	Interest	Bank of America-CDARS	0.00	0.00	0.00	4,450.97	4,450.97
11/30/2024	10080	359	1029260768	Interest	Bank of America-CDARS	0.00	0.00	0.00	4,307.39	4,307.39

Portfolio CONB
CP

PC (PRF_PC) 7.3.11
Report Ver. 7.3.11

City of New Braunfels
Projected Cashflow Report
For the Period June 30, 2024 - June 30, 2025

Projected Trans. Date	Investment #	Fund	Security ID	Transaction Type	Issuer	Par Value	Original Cost	Principal	Interest	Total
2019 Bond Fund										
12/26/2024	10080	359	1029260768	Maturity	Bank of America-CDARS	1,000,000.00	1,000,000.00	1,000,000.00	3,589.49	1,003,589.49
Total for 2019 Bond Fund						1,000,000.00	1,000,000.00	1,000,000.00	26,131.50	1,026,131.50
Solid Waste Fund										
06/30/2024	10079	521	1029260725	Interest	Bank of America-CDARS	0.00	0.00	0.00	590.95	590.95
07/31/2024	10079	521	1029260725	Interest	Bank of America-CDARS	0.00	0.00	0.00	4,579.84	4,579.84
08/31/2024	10079	521	1029260725	Interest	Bank of America-CDARS	0.00	0.00	0.00	4,579.84	4,579.84
09/26/2024	10079	521	1029260725	Maturity	Bank of America-CDARS	1,000,000.00	1,000,000.00	1,000,000.00	3,693.42	1,003,693.42
Total for Solid Waste Fund						1,000,000.00	1,000,000.00	1,000,000.00	13,444.05	1,013,444.05
HOT/Motel Fund										
06/30/2024	10082	794	1029260881	Interest	Bank of America-CDARS	0.00	0.00	0.00	676.26	676.26
07/31/2024	10082	794	1029260881	Interest	Bank of America-CDARS	0.00	0.00	0.00	5,241.02	5,241.02
08/31/2024	10082	794	1029260881	Interest	Bank of America-CDARS	0.00	0.00	0.00	5,241.02	5,241.02
09/30/2024	10082	794	1029260881	Interest	Bank of America-CDARS	0.00	0.00	0.00	5,071.95	5,071.95
10/31/2024	10082	794	1029260881	Interest	Bank of America-CDARS	0.00	0.00	0.00	5,241.02	5,241.02
11/30/2024	10082	794	1029260881	Interest	Bank of America-CDARS	0.00	0.00	0.00	5,071.95	5,071.95
12/31/2024	10082	794	1029260881	Interest	Bank of America-CDARS	0.00	0.00	0.00	5,241.02	5,241.02
01/31/2025	10082	794	1029260881	Interest	Bank of America-CDARS	0.00	0.00	0.00	5,241.02	5,241.02
02/28/2025	10082	794	1029260881	Interest	Bank of America-CDARS	0.00	0.00	0.00	4,733.82	4,733.82
03/31/2025	10082	794	1029260881	Interest	Bank of America-CDARS	0.00	0.00	0.00	5,241.02	5,241.02
04/30/2025	10082	794	1029260881	Interest	Bank of America-CDARS	0.00	0.00	0.00	5,071.95	5,071.95
05/31/2025	10082	794	1029260881	Interest	Bank of America-CDARS	0.00	0.00	0.00	5,241.02	5,241.02
06/26/2025	10082	794	1029260881	Maturity	Bank of America-CDARS	1,177,500.00	1,177,500.00	1,177,500.00	4,226.63	1,181,726.63
Total for HOT/Motel Fund						1,177,500.00	1,177,500.00	1,177,500.00	61,539.70	1,239,039.70
GRAND TOTALS:						17,500,000.00	17,390,375.56	17,500,000.00	558,568.83	18,058,568.83



City of New Braunfels
Projected Cashflow Report
Sorted by Monthly
For the Period June 30, 2024 - June 30, 2025

Projected Trans. Date	Investment #	Fund	Security ID	Transaction Type	Issuer	Par Value	Original Cost	Principal	Interest	Total
June 2024										
06/30/2024	10079	521	1029260725	Interest	Bank of America-CDARS	0.00	0.00	0.00	590.95	590.95
06/30/2024	10080	359	1029260768	Interest	Bank of America-CDARS	0.00	0.00	0.00	574.32	574.32
06/30/2024	10081	101	1029260881	Interest	Bank of America-CDARS	0.00	0.00	0.00	759.54	759.54
06/30/2024	10082	794	1029260881	Interest	Bank of America-CDARS	0.00	0.00	0.00	676.26	676.26
Total for June 2024						0.00	0.00	0.00	2,601.07	2,601.07
July 2024										
07/08/2024	10059	101	3130ASME6	Maturity	Federal Home Loan Bank	5,000,000.00	4,893,405.56	5,000,000.00	75,000.00	5,075,000.00
07/25/2024	10078	212	1029260695	Maturity	Bank of America-CDARS	1,000,000.00	1,000,000.00	1,000,000.00	4,085.72	1,004,085.72
07/31/2024	10079	521	1029260725	Interest	Bank of America-CDARS	0.00	0.00	0.00	4,579.84	4,579.84
07/31/2024	10080	359	1029260768	Interest	Bank of America-CDARS	0.00	0.00	0.00	4,450.97	4,450.97
07/31/2024	10081	101	1029260881	Interest	Bank of America-CDARS	0.00	0.00	0.00	5,886.41	5,886.41
07/31/2024	10082	794	1029260881	Interest	Bank of America-CDARS	0.00	0.00	0.00	5,241.02	5,241.02
Total for July 2024						6,000,000.00	5,893,405.56	6,000,000.00	99,243.96	6,099,243.96
August 2024										
08/31/2024	10079	521	1029260725	Interest	Bank of America-CDARS	0.00	0.00	0.00	4,579.84	4,579.84
08/31/2024	10080	359	1029260768	Interest	Bank of America-CDARS	0.00	0.00	0.00	4,450.97	4,450.97
08/31/2024	10081	101	1029260881	Interest	Bank of America-CDARS	0.00	0.00	0.00	5,886.41	5,886.41
08/31/2024	10082	794	1029260881	Interest	Bank of America-CDARS	0.00	0.00	0.00	5,241.02	5,241.02
Total for August 2024						0.00	0.00	0.00	20,158.24	20,158.24
September 2024										
09/26/2024	10079	521	1029260725	Maturity	Bank of America-CDARS	1,000,000.00	1,000,000.00	1,000,000.00	3,693.42	1,003,693.42
09/27/2024	10084	101	3130B1TQ0	Call	Federal Home Loan Bank	1,000,000.00	1,000,000.00	1,000,000.00	0.00	1,000,000.00
09/30/2024	10080	359	1029260768	Interest	Bank of America-CDARS	0.00	0.00	0.00	4,307.39	4,307.39
09/30/2024	10081	101	1029260881	Interest	Bank of America-CDARS	0.00	0.00	0.00	5,696.53	5,696.53
09/30/2024	10082	794	1029260881	Interest	Bank of America-CDARS	0.00	0.00	0.00	5,071.95	5,071.95
Total for September 2024						2,000,000.00	2,000,000.00	2,000,000.00	18,769.29	2,018,769.29
October 2024										
10/31/2024	10080	359	1029260768	Interest	Bank of America-CDARS	0.00	0.00	0.00	4,450.97	4,450.97
10/31/2024	10081	101	1029260881	Interest	Bank of America-CDARS	0.00	0.00	0.00	5,886.41	5,886.41
10/31/2024	10082	794	1029260881	Interest	Bank of America-CDARS	0.00	0.00	0.00	5,241.02	5,241.02
Total for October 2024						0.00	0.00	0.00	15,578.40	15,578.40

Portfolio CONB
CP

PC (PRF_PC) 7.3.11
Report Ver. 7.3.11

City of New Braunfels
Projected Cashflow Report
For the Period June 30, 2024 - June 30, 2025

Projected Trans. Date	Investment #	Fund	Security ID	Transaction Type	Issuer	Par Value	Original Cost	Principal	Interest	Total
November 2024										
11/30/2024	10080	359	1029260768	Interest	Bank of America-CDARS	0.00	0.00	0.00	4,307.39	4,307.39
11/30/2024	10081	101	1029260881	Interest	Bank of America-CDARS	0.00	0.00	0.00	5,696.53	5,696.53
11/30/2024	10082	794	1029260881	Interest	Bank of America-CDARS	0.00	0.00	0.00	5,071.95	5,071.95
Total for November 2024						0.00	0.00	0.00	15,075.87	15,075.87
December 2024										
12/05/2024	10085	101	31424WJW3	Interest	Federal Agriculture Mortgage Co	0.00	0.00	0.00	65,250.00	65,250.00
12/25/2024	10083	101	3133ERJH5	Interest	Federal Farm Credit Bnk	0.00	0.00	0.00	62,500.00	62,500.00
12/26/2024	10080	359	1029260768	Maturity	Bank of America-CDARS	1,000,000.00	1,000,000.00	1,000,000.00	3,589.49	1,003,589.49
12/27/2024	10084	101	3130B1TQ0	Interest	Federal Home Loan Bank	0.00	0.00	0.00	26,875.00	26,875.00
12/31/2024	10081	101	1029260881	Interest	Bank of America-CDARS	0.00	0.00	0.00	5,886.41	5,886.41
12/31/2024	10082	794	1029260881	Interest	Bank of America-CDARS	0.00	0.00	0.00	5,241.02	5,241.02
Total for December 2024						1,000,000.00	1,000,000.00	1,000,000.00	169,341.92	1,169,341.92
January 2025										
01/31/2025	10081	101	1029260881	Interest	Bank of America-CDARS	0.00	0.00	0.00	5,886.41	5,886.41
01/31/2025	10082	794	1029260881	Interest	Bank of America-CDARS	0.00	0.00	0.00	5,241.02	5,241.02
Total for January 2025						0.00	0.00	0.00	11,127.43	11,127.43
February 2025										
02/28/2025	10081	101	1029260881	Interest	Bank of America-CDARS	0.00	0.00	0.00	5,316.76	5,316.76
02/28/2025	10082	794	1029260881	Interest	Bank of America-CDARS	0.00	0.00	0.00	4,733.82	4,733.82
Total for February 2025						0.00	0.00	0.00	10,050.58	10,050.58
March 2025										
03/31/2025	10081	101	1029260881	Interest	Bank of America-CDARS	0.00	0.00	0.00	5,886.41	5,886.41
03/31/2025	10082	794	1029260881	Interest	Bank of America-CDARS	0.00	0.00	0.00	5,241.02	5,241.02
Total for March 2025						0.00	0.00	0.00	11,127.43	11,127.43
April 2025										
04/30/2025	10081	101	1029260881	Interest	Bank of America-CDARS	0.00	0.00	0.00	5,696.53	5,696.53
04/30/2025	10082	794	1029260881	Interest	Bank of America-CDARS	0.00	0.00	0.00	5,071.95	5,071.95
Total for April 2025						0.00	0.00	0.00	10,768.48	10,768.48
May 2025										
05/31/2025	10081	101	1029260881	Interest	Bank of America-CDARS	0.00	0.00	0.00	5,886.41	5,886.41
05/31/2025	10082	794	1029260881	Interest	Bank of America-CDARS	0.00	0.00	0.00	5,241.02	5,241.02
Total for May 2025						0.00	0.00	0.00	11,127.43	11,127.43
June 2025										
06/05/2025	10085	101	31424WJW3	Interest	Federal Agriculture Mortgage Co	0.00	0.00	0.00	65,250.00	65,250.00

Portfolio CONB
CP

PC (PRF_PC) 7.3.11
Report Ver. 7.3.11

City of New Braunfels
Projected Cashflow Report
For the Period June 30, 2024 - June 30, 2025

Projected Trans. Date	Investment #	Fund	Security ID	Transaction Type	Issuer	Par Value	Original Cost	Principal	Interest	Total
June 2025										
06/05/2025	10085	101	31424WJW3	Call	Federal Agriculture Mortgage Co	2,500,000.00	2,499,375.00	2,500,000.00	0.00	2,500,000.00
06/25/2025	10083	101	3133ERJH5	Maturity	Federal Farm Credit Bnk	2,500,000.00	2,497,595.00	2,500,000.00	62,500.00	2,562,500.00
06/26/2025	10081	101	1029260881	Maturity	Bank of America-CDARS	1,322,500.00	1,322,500.00	1,322,500.00	4,747.10	1,327,247.10
06/26/2025	10082	794	1029260881	Maturity	Bank of America-CDARS	1,177,500.00	1,177,500.00	1,177,500.00	4,226.63	1,181,726.63
06/27/2025	10084	101	3130B1TQ0	Maturity	Federal Home Loan Bank	1,000,000.00	1,000,000.00	1,000,000.00	26,875.00	1,026,875.00
Total for June 2025						8,500,000.00	8,496,970.00	8,500,000.00	163,598.73	8,663,598.73
GRAND TOTALS:						17,500,000.00	17,390,375.56	17,500,000.00	558,568.83	18,058,568.83

Portfolio CONB

CP

PC (PRF_PC) 7.3.11

Report Ver. 7.3.11

Projected Maturities June 2024 - June 2025

Interest Principal

