

Investment Report

Fourth Quarter

July - September 2024





**City of New Braunfels
Portfolio Management
Portfolio Summary
September 30, 2024**

City of New Braunfels
550 Landa St.
New Braunfels, TX 78130
(830)221-4369

Investments	Par Value	Market Value	Book Value	% of Portfolio	Term	Days to Maturity	YTM/C 365 Equiv.
Non-Neg CD's	4,500,000.00	4,500,000.00	4,500,000.00	1.77	263	187	5.076
Federal Agency Coupon Securities	5,000,000.00	5,024,617.50	4,996,970.00	1.97	536	257	5.166
TexPool	76,956,918.76	76,956,918.76	76,956,918.76	30.29	1	1	5.164
Texas Class	24,552,141.26	24,552,141.26	24,552,141.26	9.66	1	1	5.106
Texas FIT	32,712,808.10	32,712,808.10	32,712,808.10	12.87	1	1	5.210
Frost Bank	110,376,976.79	110,376,976.79	110,376,976.79	43.44	1	1	3.651
Investments	254,098,844.91	254,123,462.41	254,095,814.91	100.00%	16	9	4.506

Total Earnings	September 30 Month Ending	Fiscal Year To Date	Fiscal Year Ending
Current Year	973,832.85	13,347,305.22	13,347,305.22
Average Daily Balance	232,239,917.14	260,829,300.56	
Effective Rate of Return	5.10%	5.10%	

This report fairly represents the investment standing of the City of New Braunfels. We believe the data presented is accurate in all material respects, and is presented in a manner that fairly sets forth the investment standing of the City of New Braunfels.

This report was prepared in compliance with the State of Texas "Public Funds Investment Act" and the City of New Braunfels "Investment Policy".

Carren Ridge

Carren Ridge, Accounting and Treasury Manager

Becky Wiatrek

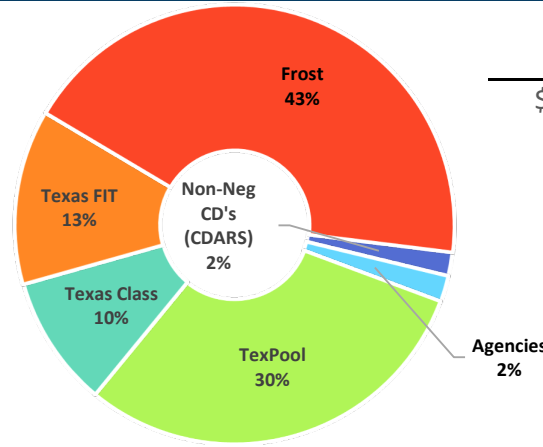
Becky Wiatrek, Assistant Finance Director

Sandy Paulos

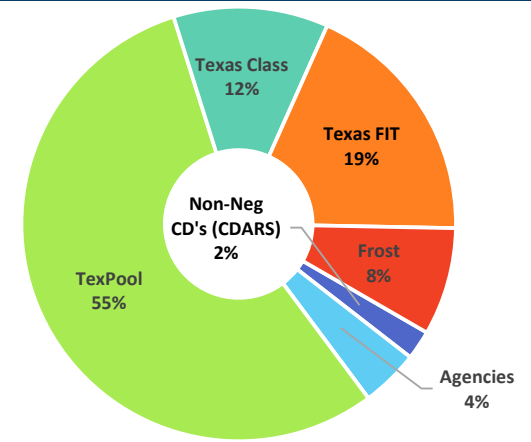
Sandy Paulos, Finance Director

Portfolio Statistics

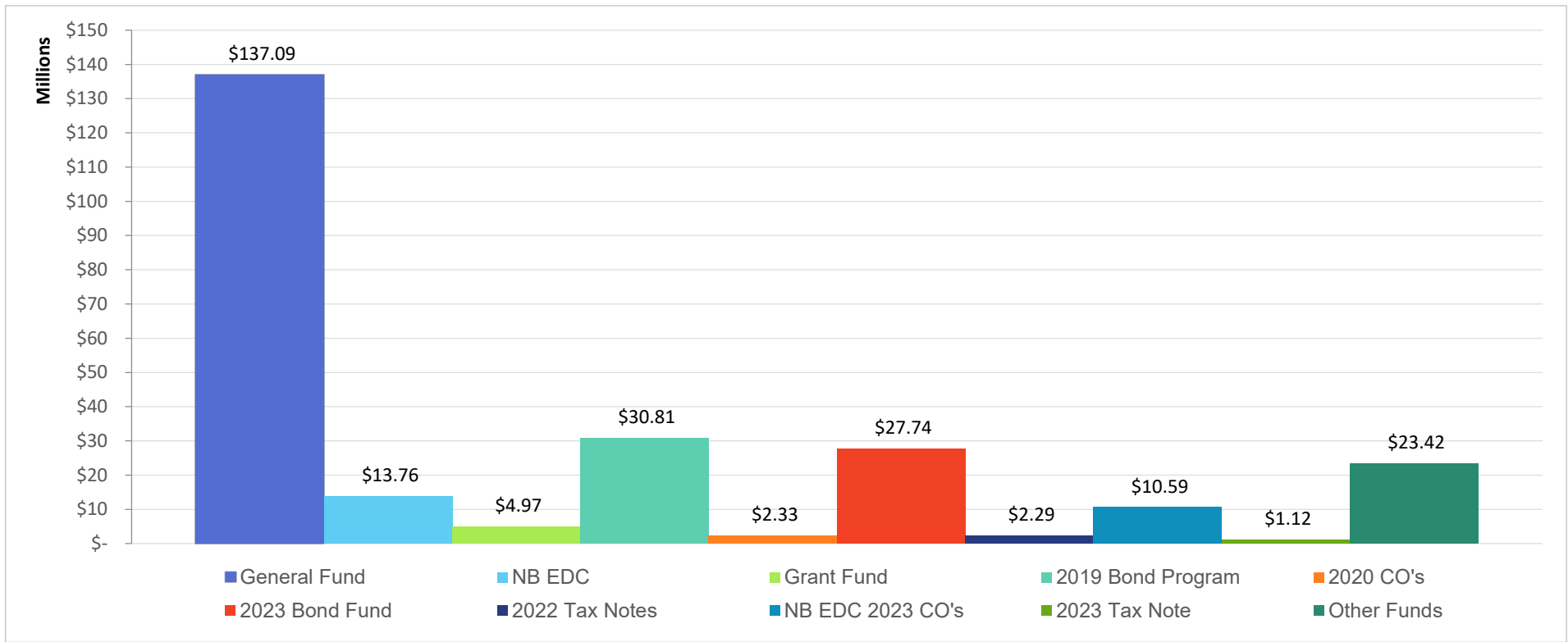
	Current 9/30/24
Market Value	\$254,123,462.41
Weighted Average Maturity	9 days
Weighted Average Yield	4.506%



	Prior 6/30/24
Market Value	\$252,963,932.14
Weighted Average Maturity	13 days
Weighted Average Yield	5.112%



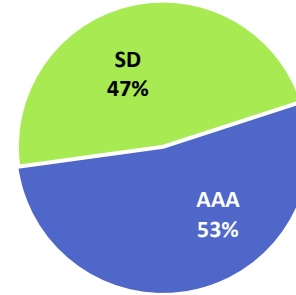
Market Value by Fund



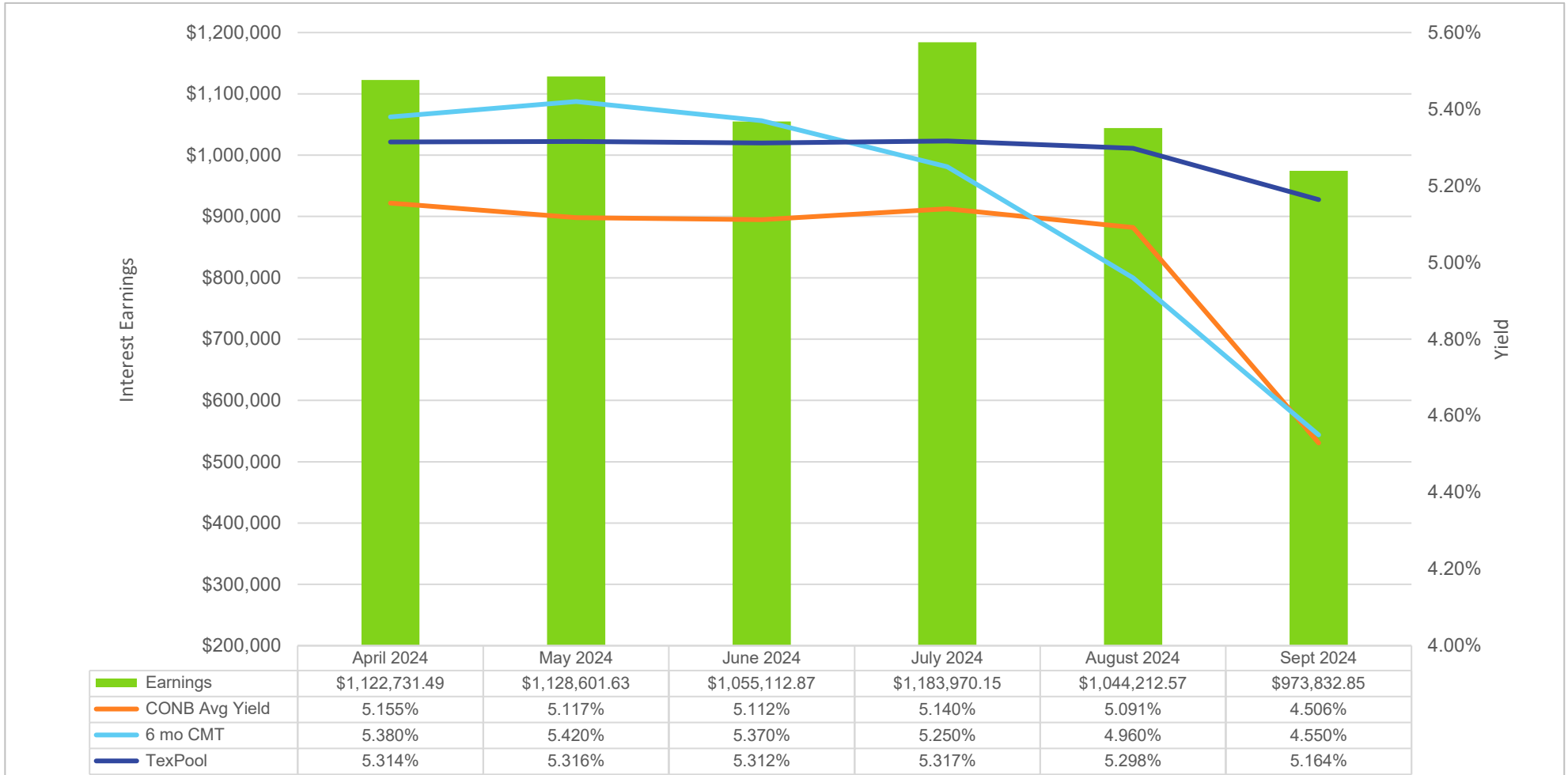
Rating Distribution

	<u>Book Value</u>	<u>Percentage</u>	<u>Rating</u>
Secured Deposits	\$ 114,876,976.79	45.21%	SD
Investment Pools	\$ 134,221,868.12	52.82%	AAA
Federal Agencies/Treasuries	\$ 4,996,970.00	1.97%	AAA
	\$254,095,814.91	100.00%	

Allocation by Rating



Earnings History



**City of New Braunfels
Investment Portfolio Detail
as of September 30, 2024**

CUSIP / Investment #	Issuer	Purchase Date	Par Value	Market Value	Book Value	Stated Rate	Days to Maturity	YTM/C	Market Price	Market Date	Maturity Date
General Fund											
Federal Agency Coupon Securities											
31424WJW3	Federal Agriculture Mortgage	6/27/2024	2,500,000.00	2,510,965.00	2,499,375.00	5.220	247	5.232	100.00	9/30/2024	6/5/2026
3133ERJH5	Federal Farm Credit Bnk	6/27/2024	2,500,000.00	2,513,652.50	2,497,595.00	5.000	267	5.100	100.55	9/30/2024	6/25/2025
Frost Bank											
FROST	Frost Bank	10/1/2021	2,548,891.60	2,548,891.60	2,548,891.60	1.000	1	1.000			
FROST REPO	Frost Bank	1/11/2023	106,605,000.00	106,605,000.00	106,605,000.00	3.745	1	3.745			
Non-Neg CD's											
1029260881	Bank of America-CDARS	6/27/2024	1,322,500.00	1,322,500.00	1,322,500.00	5.241	268	5.241			6/26/2025
TexPool											
7883900001	TexPool	10/1/2021	<u>21,591,288.93</u>	<u>21,591,288.93</u>	<u>21,591,288.93</u>	5.164	1	5.164			
			\$137,067,680.53	\$137,092,298.03	\$137,064,650.53						
NB Dev Authority											
Frost Bank											
RESERVE	Frost Bank	10/1/2021	1,223,085.19	1,223,085.19	1,223,085.19	1.000	1	1.000			
TexPool											
7883900019	TexPool	10/1/2021	<u>800,783.72</u>	<u>800,783.72</u>	<u>800,783.72</u>	5.164	1	5.164			
			\$2,023,868.91	\$2,023,868.91	\$2,023,868.91						
NB EDC											
Texas Class											
TX-01-0331-4004	Texas Class	10/1/2021	<u>13,760,441.88</u>	<u>13,760,441.88</u>	<u>13,760,441.88</u>	5.106	1	5.106			
			\$13,760,441.88	\$13,760,441.88	\$13,760,441.88						
Grant Fund											
Texas FIT											
1379800056	Texas FIT	10/1/2021	<u>4,974,866.20</u>	<u>4,974,866.20</u>	<u>4,974,866.20</u>	5.210	1	5.210			
			\$4,974,866.20	\$4,974,866.20	\$4,974,866.20						
Equipment Repl Fund											
TexPool											
7883900022	TexPool	10/1/2021	<u>1,078,778.23</u>	<u>1,078,778.23</u>	<u>1,078,778.23</u>	5.164	1	5.164			
			\$1,078,778.23	\$1,078,778.23	\$1,078,778.23						

**City of New Braunfels
Investment Portfolio Detail
as of September 30, 2024**

CUSIP / Investment #	Issuer	Purchase Date	Par Value	Market Value	Book Value	Stated Rate	Days to Maturity	YTM/C	Market Price	Market Date	Maturity Date
<u>Enterprise Maint/Equip Repl</u>											
TexPool											
7883900018	TexPool	10/1/2021	0.00	0.00	0.00	5.312	1	5.312			
			<u>\$0.00</u>	<u>\$0.00</u>	<u>\$0.00</u>						
<u>2008 CO's</u>											
TexPool											
7883900005	TexPool	10/1/2021	390,967.36	390,967.36	390,967.36	5.164	1	5.164			
			<u>\$390,967.36</u>	<u>\$390,967.36</u>	<u>\$390,967.36</u>						
<u>Roadway Dev Fund</u>											
Texas Class											
TX-01-0331-4003	Texas Class	10/1/2021	6,018,189.59	6,018,189.59	6,018,189.59	5.106	1	5.106			
			<u>\$6,018,189.59</u>	<u>\$6,018,189.59</u>	<u>\$6,018,189.59</u>						
<u>2015 Bond Fund</u>											
TexPool											
7883900012	TexPool	10/1/2021	851.39	851.39	851.39	5.164	1	5.164			
7883900015	TexPool	10/1/2021	3,956,454.18	3,956,454.18	3,956,454.18	5.164	1	5.164			
			<u>\$3,957,305.57</u>	<u>\$3,957,305.57</u>	<u>\$3,957,305.57</u>						
<u>2014 Capital Projects</u>											
TexPool											
7883900013	TexPool	10/1/2021	45.51	45.51	45.51	5.164	1	5.164			
7883900014	TexPool	10/1/2021	1,718.98	1,718.98	1,718.98	5.164	1	5.164			
			<u>\$1,764.49</u>	<u>\$1,764.49</u>	<u>\$1,764.49</u>						
<u>2019 Bond Fund</u>											
Non-Neg CD's											
1029260768	Bank of America-CDARS	6/27/2024	1,000,000.00	1,000,000.00	1,000,000.00	5.345	86	5.241			12/26/2024
TexPool											
7883900017	TexPool	10/1/2021	29,810,652.02	29,810,652.02	29,810,652.02	5.164	1	5.164			
			<u>\$30,810,652.02</u>	<u>\$30,810,652.02</u>	<u>\$30,810,652.02</u>						

**City of New Braunfels
Investment Portfolio Detail
as of September 30, 2024**

CUSIP / Investment #	Issuer	Purchase Date	Par Value	Market Value	Book Value	Stated Rate	Days to Maturity	YTM/C	Market Price	Market Date	Maturity Date
<u>2020 CO's</u>											
TexPool											
7883900028	TexPool	10/1/2021	2,331,137.39	2,331,137.39	2,331,137.39	5.164	1	5.164			
			<u>\$2,331,137.39</u>	<u>\$2,331,137.39</u>	<u>\$2,331,137.39</u>						
<u>2023 Bond Fund</u>											
Texas FIT											
1379800060	Texas FIT	10/1/2021	691,914.22	691,914.22	691,914.22	5.210	1	5.210			
1379900099	Texas FIT	10/4/2023	27,046,027.68	27,046,027.68	27,046,027.68	5.210	1	5.210			
			<u>\$27,737,941.90</u>	<u>\$27,737,941.90</u>	<u>\$27,737,941.90</u>						
<u>2022 Tax Notes</u>											
TexPool											
7883900029	TexPool	9/13/2022	2,285,781.26	2,285,781.26	2,285,781.26	5.164	1	5.164			
			<u>\$2,285,781.26</u>	<u>\$2,285,781.26</u>	<u>\$2,285,781.26</u>						
<u>NB EDC 2023 CO's</u>											
TexPool											
7883900030	TexPool	10/4/2023	10,591,604.69	10,591,604.69	10,591,604.69	5.164	1	5.164			
			<u>\$10,591,604.69</u>	<u>\$10,591,604.69</u>	<u>\$10,591,604.69</u>						
<u>2023 Tax Notes</u>											
TexPool											
7883900031	TexPool	10/4/2023	1,118,989.80	1,118,989.80	1,118,989.80	5.164	1	5.164			
			<u>\$1,118,989.80</u>	<u>\$1,118,989.80</u>	<u>\$1,118,989.80</u>						
<u>Debt Service Fund</u>											
Texas Class											
TX-01-0331-4001	Texas Class	10/1/2021	2,331,066.56	2,331,066.56	2,331,066.56	5.106	1	5.106			
			<u>\$2,331,066.56</u>	<u>\$2,331,066.56</u>	<u>\$2,331,066.56</u>						
<u>Solid Waste Fund</u>											
Non-Neg CD's											
1029755864	Bank of America-CDARS	9/26/2024	1,000,000.00	1,000,000.00	1,000,000.00	4.498	86	4.498			12/26/2024
TexPool											
7883900025	TexPool	10/1/2021	2,962,240.96	2,962,240.96	2,962,240.96	5.164	1	5.164			
			<u>\$3,962,240.96</u>	<u>\$3,962,240.96</u>	<u>\$3,962,240.96</u>						

**City of New Braunfels
Investment Portfolio Detail
as of September 30, 2024**

CUSIP / Investment #	Issuer	Purchase Date	Par Value	Market Value	Book Value	Stated Rate	Days to Maturity	YTM/C	Market Price	Market Date	Maturity Date
Self Insurance Fund											
Texas Class											
TX-01-0331-4002	Texas Class	10/1/2021	2,442,443.23	2,442,443.23	2,442,443.23	5.106	1	5.106			
			\$2,442,443.23	\$2,442,443.23	\$2,442,443.23						
HOT/Motel Fund											
Non-Neg CD's											
1029260881	Bank of America-CDARS	6/27/2024	1,177,500.00	1,177,500.00	1,177,500.00	5.241	268	5.241			6/26/2025
TexPool											
7883900008	TexPool	10/1/2021	35,624.34	35,624.34	35,624.34	5.164	1	5.164			
			<u>35,624.34</u>	<u>35,624.34</u>	<u>35,624.34</u>						
			\$1,213,124.34	\$1,213,124.34	\$1,213,124.34						
Total			254,098,844.91	254,123,462.41	254,095,814.91						



City of New Braunfels
Texas Compliance Change in Val Report
Sorted by Fund
July 1, 2024 - September 30, 2024

City of New Braunfels
 550 Landa St.
 New Braunfels, TX 78130
 (830)221-4369

Inv #	Issuer	Fund	Purch Date	Interest Accrual	Beginning Book Value	Purchases/ Additions	Redemptions	Change in Value	Ending Book Value
Cusip	Par Value	YTM	Mat Date	Interest Received	Beginning Market Value				Ending Market Value
Fund: General Fund									
10018	TXCLS	101	02/28/2022	0.00	0.00	0.00	0.00	0.00	0.00
TX-01-0331-0001	0.00	0.000	/ /	0.00	0.00	0.00	0.00	0.00	0.00
10019	TXPOOL	101	10/01/2021	703,660.95	58,887,627.98	703,660.95	38,000,000.00	-37,296,339.05	21,591,288.93
7883900001	21,591,288.93	5.163	/ /	703,660.95	58,887,627.98	703,660.95	38,000,000.00	-37,296,339.05	21,591,288.93
10034	FRST	101	10/01/2021	560.56	2,538,397.87	47,128.14	36,073.85	10,493.73	2,548,891.60
FROST	2,548,891.60	1.000	/ /	560.56	2,538,397.87	47,128.14	36,073.85	10,493.73	2,548,891.60
10058	FRST	101	01/11/2023	178,710.00	16,531,000.00	93,718,710.00	3,466,000.00	90,074,000.00	106,605,000.00
FROST REPO	106,605,000.00	3.745	/ /	178,710.00	16,531,000.00	93,718,710.00	3,466,000.00	90,074,000.00	106,605,000.00
10059	FHLB	101	07/20/2023	2,916.67	4,893,405.56	0.00	5,000,000.00	-4,893,405.56	0.00
3130ASME6	0.00	0.000	07/08/2024	75,000.00	4,968,585.00	0.00	5,000,000.00	-4,968,585.00	0.00
10081	CDARS	101	06/27/2024	17,469.35	1,322,500.00	0.00	0.00	0.00	1,322,500.00
1029260881	1,322,500.00	5.240	06/26/2025	17,506.68	1,322,500.00	0.00	0.00	0.00	1,322,500.00
10083	FFCB	101	06/27/2024	31,250.00	2,497,595.00	0.00	0.00	0.00	2,497,595.00
3133ERJH5	2,500,000.00	5.100	06/25/2025	0.00	2,497,082.50	0.00	0.00	16,570.00	2,513,652.50
10084	FHLB	101	06/27/2024	12,840.28	1,000,000.00	0.00	1,000,000.00	-1,000,000.00	0.00
3130B1TQ0	0.00	0.000	06/27/2025	13,437.50	999,578.00	0.00	1,000,000.00	-999,578.00	0.00
10085	FAMCA	101	06/27/2024	32,625.00	2,499,375.00	0.00	0.00	0.00	2,499,375.00
31424WJW3	2,500,000.00	5.232	06/05/2026	0.00	2,499,375.00	0.00	0.00	11,590.00	2,510,965.00
Sub Totals For: Fund: General Fund				980,032.81	90,169,901.41	94,469,499.09	47,502,073.85	46,894,749.12	137,064,650.53
				988,875.69	90,244,146.35	94,469,499.09	47,502,073.85	46,848,151.68	137,092,298.03

Fund: NB Dev Authority

City of New Braunfels
Texas Compliance Change in Val Report
July 1, 2024 - September 30, 2024

Inv #	Issuer	Fund	Purch Date	Interest Accrual	Beginning Book Value	Purchases/ Additions	Redemptions	Change in Value	Ending Book Value
Cusip	Par Value	YTM	Mat Date	Interest Received	Beginning Market Value				Ending Market Value
10020	TXPOOL	211	10/01/2021	10,524.87	790,258.85	10,524.87	0.00	10,524.87	800,783.72
7883900019	800,783.72	5.163	/ /	10,524.87	790,258.85	10,524.87	0.00	10,524.87	800,783.72
10035	FRST	211	10/01/2021	185.84	1,222,871.07	214.12	0.00	214.12	1,223,085.19
RESERVE	1,223,085.19	1.000	/ /	214.12	1,222,871.07	214.12	0.00	214.12	1,223,085.19
Sub Totals For: Fund: NB Dev Authority				10,710.71	2,013,129.92	10,738.99	0.00	10,738.99	2,023,868.91
				10,738.99	2,013,129.92	10,738.99	0.00	10,738.99	2,023,868.91
Fund: NB EDC									
10014	TXCLS	212	10/01/2021	178,832.22	13,581,609.66	178,832.22	0.00	178,832.22	13,760,441.88
TX-01-0331-4004	13,760,441.88	5.105	/ /	178,832.22	13,581,609.66	178,832.22	0.00	178,832.22	13,760,441.88
10078	CDARS	212	06/27/2024	3,502.05	1,000,000.00	0.00	1,000,000.00	-1,000,000.00	0.00
1029260695	0.00	0.000	07/25/2024	3,510.03	1,000,000.00	0.00	1,000,000.00	-1,000,000.00	0.00
10093	CDARS	212	07/25/2024	4,063.88	0.00	1,000,000.00	1,000,000.00	0.00	0.00
1029400403	0.00	0.000	08/22/2024	4,071.85	0.00	1,000,000.00	1,000,000.00	0.00	0.00
10094	CDARS	212	08/22/2024	3,976.52	0.00	1,000,000.00	1,000,000.00	0.00	0.00
1029549164	0.00	0.000	09/19/2024	3,984.18	0.00	1,000,000.00	1,000,000.00	0.00	0.00
Sub Totals For: Fund: NB EDC				190,374.67	14,581,609.66	2,178,832.22	3,000,000.00	-821,167.78	13,760,441.88
				190,398.28	14,581,609.66	2,178,832.22	3,000,000.00	-821,167.78	13,760,441.88
Fund: Grant Fund									
10011	TXFIT	220	10/01/2021	127,269.40	9,847,596.80	127,269.40	5,000,000.00	-4,872,730.60	4,974,866.20
1379800056	4,974,866.20	5.210	/ /	127,269.40	9,847,596.80	127,269.40	5,000,000.00	-4,872,730.60	4,974,866.20
Sub Totals For: Fund: Grant Fund				127,269.40	9,847,596.80	127,269.40	5,000,000.00	-4,872,730.60	4,974,866.20
				127,269.40	9,847,596.80	127,269.40	5,000,000.00	-4,872,730.60	4,974,866.20
Fund: Equipment Repl Fund									
10021	TXPOOL	260	10/01/2021	14,178.65	1,064,599.58	14,178.65	0.00	14,178.65	1,078,778.23
7883900022	1,078,778.23	5.163	/ /	14,178.65	1,064,599.58	14,178.65	0.00	14,178.65	1,078,778.23

City of New Braunfels
Texas Compliance Change in Val Report
July 1, 2024 - September 30, 2024

Inv #	Issuer	Fund	Purch Date	Interest Accrual	Beginning Book Value	Purchases/ Additions	Redemptions	Change in Value	Ending Book Value
Cusip	Par Value	YTM	Mat Date	Interest Received	Beginning Market Value				Ending Market Value
Sub Totals For: Fund: Equipment Repl Fund				14,178.65	1,064,599.58	14,178.65	0.00	14,178.65	1,078,778.23
				14,178.65	1,064,599.58	14,178.65	0.00	14,178.65	1,078,778.23
Fund: Enterprise Maint/Equ									
10022	TXPOOL	262	10/01/2021	0.00	0.00	0.00	0.00	0.00	0.00
7883900018	0.00	5.312	/ /	0.00	0.00	0.00	0.00	0.00	0.00
Sub Totals For: Fund: Enterprise Maint/Equ				0.00	0.00	0.00	0.00	0.00	0.00
				0.00	0.00	0.00	0.00	0.00	0.00
Fund: 2008 CO's									
10023	TXPOOL	308	10/01/2021	5,138.58	385,828.78	5,138.58	0.00	5,138.58	390,967.36
7883900005	390,967.36	5.163	/ /	5,138.58	385,828.78	5,138.58	0.00	5,138.58	390,967.36
Sub Totals For: Fund: 2008 CO's				5,138.58	385,828.78	5,138.58	0.00	5,138.58	390,967.36
				5,138.58	385,828.78	5,138.58	0.00	5,138.58	390,967.36
Fund: Roadway Dev Fund									
10015	TXCLS	336	10/01/2021	78,213.09	5,939,976.50	78,213.09	0.00	78,213.09	6,018,189.59
TX-01-0331-4003	6,018,189.59	5.105	/ /	78,213.09	5,939,976.50	78,213.09	0.00	78,213.09	6,018,189.59
Sub Totals For: Fund: Roadway Dev Fund				78,213.09	5,939,976.50	78,213.09	0.00	78,213.09	6,018,189.59
				78,213.09	5,939,976.50	78,213.09	0.00	78,213.09	6,018,189.59
Fund: 2015 Bond Fund									
10024	TXPOOL	350	10/01/2021	11.04	840.35	11.04	0.00	11.04	851.39
7883900012	851.39	5.163	/ /	11.04	840.35	11.04	0.00	11.04	851.39
10025	TXPOOL	350	10/01/2021	52,000.53	3,904,453.65	52,000.53	0.00	52,000.53	3,956,454.18
7883900015	3,956,454.18	5.163	/ /	52,000.53	3,904,453.65	52,000.53	0.00	52,000.53	3,956,454.18
Sub Totals For: Fund: 2015 Bond Fund				52,011.57	3,905,294.00	52,011.57	0.00	52,011.57	3,957,305.57
				52,011.57	3,905,294.00	52,011.57	0.00	52,011.57	3,957,305.57
Fund: 2012 CO's									

City of New Braunfels
Texas Compliance Change in Val Report
July 1, 2024 - September 30, 2024

Inv #	Issuer	Fund	Purch Date	Interest Accrual	Beginning Book Value	Purchases/ Additions	Redemptions	Change in Value	Ending Book Value
Cusip	Par Value	YTM	Mat Date	Interest Received	Beginning Market Value				Ending Market Value
10026	TXPOOL	352	10/01/2021	0.00	0.00	0.00	0.00	0.00	0.00
7883900010	0.00	0.000	/ /	0.00	0.00	0.00	0.00	0.00	0.00
Sub Totals For: Fund: 2012 CO's				0.00	0.00	0.00	0.00	0.00	0.00
				0.00	0.00	0.00	0.00	0.00	0.00
Fund: 2014 Capital Project									
10027	TXPOOL	354	10/01/2021	0.92	44.59	0.92	0.00	0.92	45.51
7883900013	45.51	5.163	/ /	0.92	44.59	0.92	0.00	0.92	45.51
10028	TXPOOL	354	10/01/2021	22.77	1,696.21	22.77	0.00	22.77	1,718.98
7883900014	1,718.98	5.163	/ /	22.77	1,696.21	22.77	0.00	22.77	1,718.98
Sub Totals For: Fund: 2014 Capital Project				23.69	1,740.80	23.69	0.00	23.69	1,764.49
				23.69	1,740.80	23.69	0.00	23.69	1,764.49
Fund: 2019 Bond Fund									
10012	TXFIT	359	10/01/2021	0.00	0.00	0.00	0.00	0.00	0.00
1379800059	0.00	0.000	/ /	0.00	0.00	0.00	0.00	0.00	0.00
10029	TXPOOL	359	10/01/2021	669,116.56	51,141,535.46	669,116.56	22,000,000.00	-21,330,883.44	29,810,652.02
7883900017	29,810,652.02	5.163	/ /	669,116.56	51,141,535.46	669,116.56	22,000,000.00	-21,330,883.44	29,810,652.02
10080	CDARS	359	06/27/2024	13,472.36	1,000,000.00	0.00	0.00	0.00	1,000,000.00
1029260768	1,000,000.00	5.240	12/26/2024	13,501.74	1,000,000.00	0.00	0.00	0.00	1,000,000.00
Sub Totals For: Fund: 2019 Bond Fund				682,588.92	52,141,535.46	669,116.56	22,000,000.00	-21,330,883.44	30,810,652.02
				682,618.30	52,141,535.46	669,116.56	22,000,000.00	-21,330,883.44	30,810,652.02
Fund: 2020 CO's									
10030	TXPOOL	360	10/01/2021	43,243.58	3,287,893.81	43,243.58	1,000,000.00	-956,756.42	2,331,137.39
7883900028	2,331,137.39	5.163	/ /	43,243.58	3,287,893.81	43,243.58	1,000,000.00	-956,756.42	2,331,137.39
Sub Totals For: Fund: 2020 CO's				43,243.58	3,287,893.81	43,243.58	1,000,000.00	-956,756.42	2,331,137.39
				43,243.58	3,287,893.81	43,243.58	1,000,000.00	-956,756.42	2,331,137.39
Fund: 2023 Bond Fund									

City of New Braunfels
Texas Compliance Change in Val Report
July 1, 2024 - September 30, 2024

Inv #	Issuer	Fund	Purch Date	Interest Accrual	Beginning Book Value	Purchases/ Additions	Redemptions	Change in Value	Ending Book Value
Cusip	Par Value	YTM	Mat Date	Interest Received	Beginning Market Value				Ending Market Value
10013	TXFIT	361	10/01/2021	9,064.12	682,850.10	9,064.12	0.00	9,064.12	691,914.22
1379800060	691,914.22	5.210	/ /	9,064.12	682,850.10	9,064.12	0.00	9,064.12	691,914.22
10063	TXFIT	361	10/04/2023	478,501.13	36,567,526.55	478,501.13	10,000,000.00	-9,521,498.87	27,046,027.68
1379900099	27,046,027.68	5.210	/ /	478,501.13	36,567,526.55	478,501.13	10,000,000.00	-9,521,498.87	27,046,027.68
Sub Totals For: Fund: 2023 Bond Fund				487,565.25	37,250,376.65	487,565.25	10,000,000.00	-9,512,434.75	27,737,941.90
				487,565.25	37,250,376.65	487,565.25	10,000,000.00	-9,512,434.75	27,737,941.90
Fund: 2022 Tax Notes									
10046	TXPOOL	362	09/13/2022	64,706.11	4,971,075.15	64,706.11	2,750,000.00	-2,685,293.89	2,285,781.26
7883900029	2,285,781.26	5.163	/ /	64,706.11	4,971,075.15	64,706.11	2,750,000.00	-2,685,293.89	2,285,781.26
Sub Totals For: Fund: 2022 Tax Notes				64,706.11	4,971,075.15	64,706.11	2,750,000.00	-2,685,293.89	2,285,781.26
				64,706.11	4,971,075.15	64,706.11	2,750,000.00	-2,685,293.89	2,285,781.26
Fund: NB EDC 2023 CO's									
10061	TXPOOL	363	10/04/2023	139,207.88	10,452,396.81	139,207.88	0.00	139,207.88	10,591,604.69
7883900030	10,591,604.69	5.163	/ /	139,207.88	10,452,396.81	139,207.88	0.00	139,207.88	10,591,604.69
Sub Totals For: Fund: NB EDC 2023 CO's				139,207.88	10,452,396.81	139,207.88	0.00	139,207.88	10,591,604.69
				139,207.88	10,452,396.81	139,207.88	0.00	139,207.88	10,591,604.69
Fund: 2023 Tax Notes									
10062	TXPOOL	364	10/04/2023	27,312.05	2,091,677.75	27,312.05	1,000,000.00	-972,687.95	1,118,989.80
7883900031	1,118,989.80	5.163	/ /	27,312.05	2,091,677.75	27,312.05	1,000,000.00	-972,687.95	1,118,989.80
Sub Totals For: Fund: 2023 Tax Notes				27,312.05	2,091,677.75	27,312.05	1,000,000.00	-972,687.95	1,118,989.80
				27,312.05	2,091,677.75	27,312.05	1,000,000.00	-972,687.95	1,118,989.80
Fund: Debt Service Fund									
10016	TXCLS	401	10/01/2021	92,677.01	7,238,389.55	92,677.01	5,000,000.00	-4,907,322.99	2,331,066.56
TX-01-0331-4001	2,331,066.56	5.105	/ /	92,677.01	7,238,389.55	92,677.01	5,000,000.00	-4,907,322.99	2,331,066.56
Sub Totals For: Fund: Debt Service Fund				92,677.01	7,238,389.55	92,677.01	5,000,000.00	-4,907,322.99	2,331,066.56
				92,677.01	7,238,389.55	92,677.01	5,000,000.00	-4,907,322.99	2,331,066.56

City of New Braunfels
Texas Compliance Change in Val Report
July 1, 2024 - September 30, 2024

Inv #	Issuer	Fund	Purch Date	Interest Accrual	Beginning Book Value	Purchases/ Additions	Redemptions	Change in Value	Ending Book Value
Cusip	Par Value	YTM	Mat Date	Interest Received	Beginning Market Value				Ending Market Value
Fund: Solid Waste Fund									
10031	TXPOOL	521	10/01/2021	38,933.41	2,923,307.55	38,933.41	0.00	38,933.41	2,962,240.96
7883900025	2,962,240.96	5.163	/ /	38,933.41	2,923,307.55	38,933.41	0.00	38,933.41	2,962,240.96
10079	CDARS	521	06/27/2024	12,853.10	1,000,000.00	0.00	1,000,000.00	-1,000,000.00	0.00
1029260725	0.00	0.000	09/26/2024	12,880.02	1,000,000.00	0.00	1,000,000.00	-1,000,000.00	0.00
10095	CDARS	521	09/26/2024	616.11	0.00	1,000,000.00	0.00	1,000,000.00	1,000,000.00
1029755864	1,000,000.00	4.497	12/26/2024	616.27	0.00	1,000,000.00	0.00	1,000,000.00	1,000,000.00
Sub Totals For: Fund: Solid Waste Fund				52,402.62	3,923,307.55	1,038,933.41	1,000,000.00	38,933.41	3,962,240.96
				52,429.70	3,923,307.55	1,038,933.41	1,000,000.00	38,933.41	3,962,240.96
Fund: Self Insurance Fund									
10017	TXCLS	601	10/01/2021	31,742.33	2,410,700.90	31,742.33	0.00	31,742.33	2,442,443.23
TX-01-0331-4002	2,442,443.23	5.105	/ /	31,742.33	2,410,700.90	31,742.33	0.00	31,742.33	2,442,443.23
Sub Totals For: Fund: Self Insurance Fund				31,742.33	2,410,700.90	31,742.33	0.00	31,742.33	2,442,443.23
				31,742.33	2,410,700.90	31,742.33	0.00	31,742.33	2,442,443.23
Fund: HOT/Motel Fund									
10032	TXPOOL	794	10/01/2021	468.22	35,156.12	468.22	0.00	468.22	35,624.34
7883900008	35,624.34	5.163	/ /	468.22	35,156.12	468.22	0.00	468.22	35,624.34
10082	CDARS	794	06/27/2024	15,553.99	1,177,500.00	0.00	0.00	0.00	1,177,500.00
1029260881	1,177,500.00	5.240	06/26/2025	15,587.25	1,177,500.00	0.00	0.00	0.00	1,177,500.00
Sub Totals For: Fund: HOT/Motel Fund				16,022.21	1,212,656.12	468.22	0.00	468.22	1,213,124.34
				16,055.47	1,212,656.12	468.22	0.00	468.22	1,213,124.34
Report Grand Totals:				3,095,421.13	252,889,687.20	99,530,877.68	98,252,073.85	1,206,127.71	254,095,814.91
				3,104,405.62	252,963,932.14	99,530,877.68	98,252,073.85	1,159,530.27	254,123,462.41



City of New Braunfels
Amortization Schedule
July 1, 2024 - September 30, 2024
Sorted By Fund - Maturity Date

City of New Braunfels
 550 Landa St.
 New Braunfels, TX 78130
 (830)221-4369

Investment #	Maturity Date	Beginning Par Value				Amounts Amortized				
Issuer	Fund	Amort. Date	Current Rate	Purchase Principal	Original Premium or Discount	Ending Book Value	And Unamortized As of 07/01/2024	Amount Amortized This Period	Amt Amortized Through 09/30/2024	Amount Unamortized Through 09/30/2024
General Fund										
10059	101	07/08/2024	5,000,000.00	4,893,405.56	-106,594.44	0.00	104,450.30	2,144.14	106,594.44	0.00
			3.000							
10083	101	06/25/2025	2,500,000.00	2,497,595.00	-2,405.00	2,498,226.48	26.87	604.61	631.48	-1,773.52
			5.000							
10085	101	06/05/2026	2,500,000.00	2,499,375.00	-625.00	2,499,459.17	3.58	80.59	84.17	-540.83
			5.220							
Subtotal				9,890,375.56	-109,624.44	4,997,685.65	104,480.75	2,829.34	107,310.09	-2,314.35
							-5,143.69			
Total				9,890,375.56	-109,624.44	4,997,685.65	104,480.75	2,829.34	107,310.09	-2,314.35
							-5,143.69			



City of New Braunfels
Purchases Report
Sorted by Fund - Purchase Date
July 1, 2024 - September 30, 2024

City of New Braunfels
 550 Landa St.
 New Braunfels, TX 78130
 (830)221-4369

CUSIP	Investment #	Fund	Sec. Type	Issuer	Original Par Value	Purchase Date	Payment	Principal Purchase	Accrued at Purchase	Rate at Purchas	Maturity/ Call Date	YTM	Ending Book Value
NB EDC													
1029400403	10093	212	BCD	CDARS	1,000,000.00	07/25/2024	07/31 - Monthly	1,000,000.00		5.298	08/22/2024	5.298	0.00
1029549164	10094	212	BCD	CDARS	1,000,000.00	08/22/2024	09/19 - Final Pmt.	1,000,000.00		5.184	09/19/2024	5.184	0.00
			Subtotal		2,000,000.00			2,000,000.00	0.00				0.00
Solid Waste Fund													
1029755864	10095	521	BCD	CDARS	1,000,000.00	09/26/2024	09/30 - Monthly	1,000,000.00		4.498	12/26/2024	4.498	1,000,000.00
			Subtotal		1,000,000.00			1,000,000.00	0.00				1,000,000.00
			Total Purchases		3,000,000.00			3,000,000.00	0.00				1,000,000.00



**City of New Braunfels
Maturity Report
Sorted by Maturity Date**

City of New Braunfels
550 Landa St.
New Braunfels, TX 78130
(830)221-4369

Received or due during July 1, 2024 - September 30, 2024

CUSIP	Investment #	Fund	Sec. Type	Issuer	Par Value	Maturity Date	Purchase Date	Rate at Maturity	Book Value at Maturity	Interest	Maturity Proceeds	Net Income
3130ASME6	10059	101	FAC	FHLB	5,000,000.00	07/08/2024	07/20/2023	3.000	4,893,405.56	75,000.00	5,075,000.00	181,594.44
1029260695	10078	212	BCD	CDARS	1,000,000.00	07/25/2024	06/27/2024	5.326	1,000,000.00	3,510.03	1,003,510.03	3,510.03
1029400403	10093	212	BCD	CDARS	1,000,000.00	08/22/2024	07/25/2024	5.298	1,000,000.00	3,055.47	1,003,055.47	3,055.47
1029549164	10094	212	BCD	CDARS	1,000,000.00	09/19/2024	08/22/2024	5.184	1,000,000.00	3,984.18	1,003,984.18	3,984.18
1029260725	10079	521	BCD	CDARS	1,000,000.00	09/26/2024	06/27/2024	5.392	1,000,000.00	3,700.00	1,003,700.00	3,700.00
Total Maturities					9,000,000.00				8,893,405.56	89,249.68	9,089,249.68	195,844.12



City of New Braunfels
Sales/Call Report
Sorted by Maturity Date - Fund
July 1, 2024 - September 30, 2024

City of New Braunfels
 550 Landa St.
 New Braunfels, TX 78130
 (830)221-4369

CUSIP	Investment #	Fund	Issuer Sec. Type	Purchase Date	Redem. Date Matur. Date	Par Value	Rate at Redem.	Book Value at Redem.	Redemption Principal	Redemption Interest	Total Amount	Net Income
06/27/2025												
3130B1TQ0	10084	101	FHLB FAC	06/27/2024	09/27/2024 06/27/2025	1,000,000.00	5.375	1,000,000.00	1,000,000.00	13,437.50	1,013,437.50 Call	13,437.50
Subtotal						1,000,000.00		1,000,000.00	1,000,000.00	13,437.50	1,013,437.50	13,437.50
Total Sales						1,000,000.00		1,000,000.00	1,000,000.00	13,437.50	1,013,437.50	13,437.50



City of New Braunfels
Total Earnings
Sorted by Fund - Issuer
July 1, 2024 - September 30, 2024

City of New Braunfels
 550 Landa St.
 New Braunfels, TX 78130
 (830)221-4369

CUSIP	Investment #	Fund	Issuer	Ending Par Value	Beginning Book Value	Ending Book Value	Current Rate	Annualized Yield	Adjusted Interest Earnings			
									Interest Earned	Amortization/ Accretion	Realized Gain/Loss	Adjusted Interest Earnings
Fund: General Fund												
1029260881	10081	101	CDARS	1,322,500.00	1,322,500.00	1,322,500.00	5.241	5.241	17,469.35	0.00	0.00	17,469.35
31424WJW3	10085	101	FAMCA	2,500,000.00	2,499,375.00	2,499,375.00	5.220	5.179	32,625.00	0.00	0.00	32,625.00
3133ERJH5	10083	101	FFCB	2,500,000.00	2,497,595.00	2,497,595.00	5.000	4.964	31,250.00	0.00	0.00	31,250.00
3130ASME6	10059	101	FHLB	0.00	4,893,405.56	0.00	3.000	116.692	2,916.67	0.00	106,594.44	109,511.11
3130B1TQ0	10084	101	FHLB	0.00	1,000,000.00	0.00	5.375	5.326	12,840.28	0.00	0.00	12,840.28
FROST	10034	101	FRST	2,548,891.60	2,538,397.87	2,548,891.60	1.000	0.088	560.56	0.00	0.00	560.56
FROST REPO	10058	101	FRST	106,605,000.00	16,531,000.00	106,605,000.00	3.745	4.289	178,710.00	0.00	0.00	178,710.00
7883900001	10019	101	TXPOOL	21,591,288.93	58,887,627.98	21,591,288.93	5.164	4.741	703,660.95	0.00	0.00	703,660.95
Subtotal				137,067,680.53	90,169,901.41	137,064,650.53		5.036	980,032.81	0.00	106,594.44	1,086,627.25
Fund: NB Dev Authority												
RESERVE	10035	211	FRST	1,223,085.19	1,222,871.07	1,223,085.19	1.000	0.060	185.84	0.00	0.00	185.84
7883900019	10020	211	TXPOOL	800,783.72	790,258.85	800,783.72	5.164	5.284	10,524.87	0.00	0.00	10,524.87
Subtotal				2,023,868.91	2,013,129.92	2,023,868.91		2.111	10,710.71	0.00	0.00	10,710.71
Fund: NB EDC												
1029260695	10078	212	CDARS	0.00	1,000,000.00	0.00	5.326	5.326	3,502.05	0.00	0.00	3,502.05
1029400403	10093	212	CDARS	0.00	0.00	0.00	5.298	5.298	4,063.88	0.00	0.00	4,063.88
1029549164	10094	212	CDARS	0.00	0.00	0.00	5.184	5.184	3,976.52	0.00	0.00	3,976.52
TX-01-0331-4004	10014	212	TXCLS	13,760,441.88	13,581,609.66	13,760,441.88	5.106	5.224	178,832.22	0.00	0.00	178,832.22
Subtotal				13,760,441.88	14,581,609.66	13,760,441.88		5.227	190,374.67	0.00	0.00	190,374.67
Fund: Grant Fund												
1379800056	10011	220	TXFIT	4,974,866.20	9,847,596.80	4,974,866.20	5.210	5.127	127,269.40	0.00	0.00	127,269.40
Subtotal				4,974,866.20	9,847,596.80	4,974,866.20		5.127	127,269.40	0.00	0.00	127,269.40
Fund: Equipment Repl Fund												
7883900022	10021	260	TXPOOL	1,078,778.23	1,064,599.58	1,078,778.23	5.164	5.284	14,178.65	0.00	0.00	14,178.65

City of New Braunfels
Total Earnings
July 1, 2024 - September 30, 2024

CUSIP	Investment #	Fund	Issuer	Ending Par Value	Beginning Book Value	Ending Book Value	Current Rate	Annualized Yield	Adjusted Interest Earnings			
									Interest Earned	Amortization/ Accretion	Realized Gain/Loss	Adjusted Interest Earnings
			Subtotal	1,078,778.23	1,064,599.58	1,078,778.23		5.284	14,178.65	0.00	0.00	14,178.65
Fund: 2008 CO's												
7883900005	10023	308	TXPOOL	390,967.36	385,828.78	390,967.36	5.164	5.284	5,138.58	0.00	0.00	5,138.58
			Subtotal	390,967.36	385,828.78	390,967.36		5.284	5,138.58	0.00	0.00	5,138.58
Fund: Roadway Dev Fund												
TX-01-0331-4003	10015	336	TXCLS	6,018,189.59	5,939,976.50	6,018,189.59	5.106	5.224	78,213.09	0.00	0.00	78,213.09
			Subtotal	6,018,189.59	5,939,976.50	6,018,189.59		5.224	78,213.09	0.00	0.00	78,213.09
Fund: 2015 Bond Fund												
7883900012	10024	350	TXPOOL	851.39	840.35	851.39	5.164	5.212	11.04	0.00	0.00	11.04
7883900015	10025	350	TXPOOL	3,956,454.18	3,904,453.65	3,956,454.18	5.164	5.284	52,000.53	0.00	0.00	52,000.53
			Subtotal	3,957,305.57	3,905,294.00	3,957,305.57		5.284	52,011.57	0.00	0.00	52,011.57
Fund: 2014 Capital Projects												
7883900013	10027	354	TXPOOL	45.51	44.59	45.51	5.164	8.186	0.92	0.00	0.00	0.92
7883900014	10028	354	TXPOOL	1,718.98	1,696.21	1,718.98	5.164	5.326	22.77	0.00	0.00	22.77
			Subtotal	1,764.49	1,740.80	1,764.49		5.399	23.69	0.00	0.00	23.69
Fund: 2019 Bond Fund												
1029260768	10080	359	CDARS	1,000,000.00	1,000,000.00	1,000,000.00	5.345	5.345	13,472.36	0.00	0.00	13,472.36
7883900017	10029	359	TXPOOL	29,810,652.02	51,141,535.46	29,810,652.02	5.164	5.191	669,116.56	0.00	0.00	669,116.56
			Subtotal	30,810,652.02	52,141,535.46	30,810,652.02		5.194	682,588.92	0.00	0.00	682,588.92
Fund: 2020 CO's												
7883900028	10030	360	TXPOOL	2,331,137.39	3,287,893.81	2,331,137.39	5.164	5.218	43,243.58	0.00	0.00	43,243.58
			Subtotal	2,331,137.39	3,287,893.81	2,331,137.39		5.218	43,243.58	0.00	0.00	43,243.58
Fund: 2023 Bond Fund												
1379800060	10013	361	TXFIT	691,914.22	682,850.10	691,914.22	5.210	5.266	9,064.12	0.00	0.00	9,064.12
1379900099	10063	361	TXFIT	27,046,027.68	36,567,526.55	27,046,027.68	5.210	5.191	478,501.13	0.00	0.00	478,501.13
			Subtotal	27,737,941.90	37,250,376.65	27,737,941.90		5.193	487,565.25	0.00	0.00	487,565.25
Fund: 2022 Tax Notes												
7883900029	10046	362	TXPOOL	2,285,781.26	4,971,075.15	2,285,781.26	5.164	5.164	64,706.11	0.00	0.00	64,706.11
			Subtotal	2,285,781.26	4,971,075.15	2,285,781.26		5.164	64,706.11	0.00	0.00	64,706.11

City of New Braunfels
Total Earnings
July 1, 2024 - September 30, 2024

CUSIP	Investment #	Fund	Issuer	Ending Par Value	Beginning Book Value	Ending Book Value	Current Rate	Annualized Yield	Adjusted Interest Earnings			
									Interest Earned	Amortization/ Accretion	Realized Gain/Loss	Adjusted Interest Earnings
Fund: NB EDC 2023 CO's												
7883900030	10061	363	TXPOOL	10,591,604.69	10,452,396.81	10,591,604.69	5.164	5.284	139,207.88	0.00	0.00	139,207.88
			Subtotal	10,591,604.69	10,452,396.81	10,591,604.69		5.284	139,207.88	0.00	0.00	139,207.88
Fund: 2023 Tax Notes												
7883900031	10062	364	TXPOOL	1,118,989.80	2,091,677.75	1,118,989.80	5.164	5.180	27,312.05	0.00	0.00	27,312.05
			Subtotal	1,118,989.80	2,091,677.75	1,118,989.80		5.180	27,312.05	0.00	0.00	27,312.05
Fund: Debt Service Fund												
TX-01-0331-4001	10016	401	TXCLS	2,331,066.56	7,238,389.55	2,331,066.56	5.106	5.080	92,677.01	0.00	0.00	92,677.01
			Subtotal	2,331,066.56	7,238,389.55	2,331,066.56		5.080	92,677.01	0.00	0.00	92,677.01
Fund: Solid Waste Fund												
1029260725	10079	521	CDARS	0.00	1,000,000.00	0.00	5.392	5.392	12,853.10	0.00	0.00	12,853.10
1029755864	10095	521	CDARS	1,000,000.00	0.00	1,000,000.00	4.498	4.498	616.11	0.00	0.00	616.11
7883900025	10031	521	TXPOOL	2,962,240.96	2,923,307.55	2,962,240.96	5.164	5.284	38,933.41	0.00	0.00	38,933.41
			Subtotal	3,962,240.96	3,923,307.55	3,962,240.96		5.299	52,402.62	0.00	0.00	52,402.62
Fund: Self Insurance Fund												
TX-01-0331-4002	10017	601	TXCLS	2,442,443.23	2,410,700.90	2,442,443.23	5.106	5.224	31,742.33	0.00	0.00	31,742.33
			Subtotal	2,442,443.23	2,410,700.90	2,442,443.23		5.224	31,742.33	0.00	0.00	31,742.33
Fund: HOT/Motel Fund												
1029260881	10082	794	CDARS	1,177,500.00	1,177,500.00	1,177,500.00	5.241	5.241	15,553.99	0.00	0.00	15,553.99
7883900008	10032	794	TXPOOL	35,624.34	35,156.12	35,624.34	5.164	5.284	468.22	0.00	0.00	468.22
			Subtotal	1,213,124.34	1,212,656.12	1,213,124.34		5.242	16,022.21	0.00	0.00	16,022.21
			Total	254,098,844.91	252,889,687.20	254,095,814.91		5.118	3,095,421.13	0.00	106,594.44	3,202,015.57



**City of New Braunfels
Projected Cashflow Report
Sorted by Fund**

City of New Braunfels
550 Landa St.
New Braunfels, TX 78130
(830)221-4369

For the Period September 30, 2024 - September 30, 2025

Projected Trans. Date	Investment #	Fund	Security ID	Transaction Type	Issuer	Par Value	Original Cost	Principal	Interest	Total
General Fund										
09/30/2024	10081	101	1029260881	Interest	Bank of America-CDARS	0.00	0.00	0.00	5,696.53	5,696.53
10/31/2024	10081	101	1029260881	Interest	Bank of America-CDARS	0.00	0.00	0.00	5,886.41	5,886.41
11/30/2024	10081	101	1029260881	Interest	Bank of America-CDARS	0.00	0.00	0.00	5,696.53	5,696.53
12/05/2024	10085	101	31424WJW3	Interest	Federal Agriculture Mortgage Co	0.00	0.00	0.00	65,250.00	65,250.00
12/25/2024	10083	101	3133ERJH5	Interest	Federal Farm Credit Bnk	0.00	0.00	0.00	62,500.00	62,500.00
12/31/2024	10081	101	1029260881	Interest	Bank of America-CDARS	0.00	0.00	0.00	5,886.41	5,886.41
01/31/2025	10081	101	1029260881	Interest	Bank of America-CDARS	0.00	0.00	0.00	5,886.41	5,886.41
02/28/2025	10081	101	1029260881	Interest	Bank of America-CDARS	0.00	0.00	0.00	5,316.76	5,316.76
03/31/2025	10081	101	1029260881	Interest	Bank of America-CDARS	0.00	0.00	0.00	5,886.41	5,886.41
04/30/2025	10081	101	1029260881	Interest	Bank of America-CDARS	0.00	0.00	0.00	5,696.53	5,696.53
05/31/2025	10081	101	1029260881	Interest	Bank of America-CDARS	0.00	0.00	0.00	5,886.41	5,886.41
06/05/2025	10085	101	31424WJW3	Interest	Federal Agriculture Mortgage Co	0.00	0.00	0.00	65,250.00	65,250.00
06/05/2025	10085	101	31424WJW3	Call	Federal Agriculture Mortgage Co	2,500,000.00	2,499,375.00	2,500,000.00	0.00	2,500,000.00
06/25/2025	10083	101	3133ERJH5	Maturity	Federal Farm Credit Bnk	2,500,000.00	2,497,595.00	2,500,000.00	62,500.00	2,562,500.00
06/26/2025	10081	101	1029260881	Maturity	Bank of America-CDARS	1,322,500.00	1,322,500.00	1,322,500.00	4,747.10	1,327,247.10
Total for General Fund						6,322,500.00	6,319,470.00	6,322,500.00	312,085.50	6,634,585.50
2019 Bond Fund										
09/30/2024	10080	359	1029260768	Interest	Bank of America-CDARS	0.00	0.00	0.00	4,393.16	4,393.16
10/31/2024	10080	359	1029260768	Interest	Bank of America-CDARS	0.00	0.00	0.00	4,539.60	4,539.60
11/30/2024	10080	359	1029260768	Interest	Bank of America-CDARS	0.00	0.00	0.00	4,393.16	4,393.16
12/26/2024	10080	359	1029260768	Maturity	Bank of America-CDARS	1,000,000.00	1,000,000.00	1,000,000.00	3,660.97	1,003,660.97
Total for 2019 Bond Fund						1,000,000.00	1,000,000.00	1,000,000.00	16,986.89	1,016,986.89
Solid Waste Fund										
09/30/2024	10095	521	1029755864	Interest	Bank of America-CDARS	0.00	0.00	0.00	616.11	616.11
10/31/2024	10095	521	1029755864	Interest	Bank of America-CDARS	0.00	0.00	0.00	3,819.90	3,819.90
11/30/2024	10095	521	1029755864	Interest	Bank of America-CDARS	0.00	0.00	0.00	3,696.68	3,696.68
12/26/2024	10095	521	1029755864	Maturity	Bank of America-CDARS	1,000,000.00	1,000,000.00	1,000,000.00	3,080.57	1,003,080.57
Total for Solid Waste Fund						1,000,000.00	1,000,000.00	1,000,000.00	11,213.26	1,011,213.26
HOT/Motel Fund										
09/30/2024	10082	794	1029260881	Interest	Bank of America-CDARS	0.00	0.00	0.00	5,071.95	5,071.95

City of New Braunfels
Projected Cashflow Report
For the Period September 30, 2024 - September 30, 2025

Projected Trans. Date	Investment #	Fund	Security ID	Transaction Type	Issuer	Par Value	Original Cost	Principal	Interest	Total
HOT/Motel Fund										
10/31/2024	10082	794	1029260881	Interest	Bank of America-CDARS	0.00	0.00	0.00	5,241.02	5,241.02
11/30/2024	10082	794	1029260881	Interest	Bank of America-CDARS	0.00	0.00	0.00	5,071.95	5,071.95
12/31/2024	10082	794	1029260881	Interest	Bank of America-CDARS	0.00	0.00	0.00	5,241.02	5,241.02
01/31/2025	10082	794	1029260881	Interest	Bank of America-CDARS	0.00	0.00	0.00	5,241.02	5,241.02
02/28/2025	10082	794	1029260881	Interest	Bank of America-CDARS	0.00	0.00	0.00	4,733.82	4,733.82
03/31/2025	10082	794	1029260881	Interest	Bank of America-CDARS	0.00	0.00	0.00	5,241.02	5,241.02
04/30/2025	10082	794	1029260881	Interest	Bank of America-CDARS	0.00	0.00	0.00	5,071.95	5,071.95
05/31/2025	10082	794	1029260881	Interest	Bank of America-CDARS	0.00	0.00	0.00	5,241.02	5,241.02
06/26/2025	10082	794	1029260881	Maturity	Bank of America-CDARS	1,177,500.00	1,177,500.00	1,177,500.00	4,226.63	1,181,726.63
Total for HOT/Motel Fund						1,177,500.00	1,177,500.00	1,177,500.00	50,381.40	1,227,881.40
GRAND TOTALS:						9,500,000.00	9,496,970.00	9,500,000.00	390,667.05	9,890,667.05



**City of New Braunfels
Projected Cashflow Report
Sorted by Date Due**

City of New Braunfels
550 Landa St.
New Braunfels, TX 78130
(830)221-4369

For the Period September 30, 2024 - September 30, 2025

Projected Trans. Date	Investment #	Fund	Security ID	Transaction Type	Issuer	Par Value	Original Cost	Principal	Interest	Total
09/30/2024										
09/30/2024	10080	359	1029260768	Interest	Bank of America-CDARS	0.00	0.00	0.00	4,393.16	4,393.16
09/30/2024	10081	101	1029260881	Interest	Bank of America-CDARS	0.00	0.00	0.00	5,696.53	5,696.53
09/30/2024	10082	794	1029260881	Interest	Bank of America-CDARS	0.00	0.00	0.00	5,071.95	5,071.95
09/30/2024	10095	521	1029755864	Interest	Bank of America-CDARS	0.00	0.00	0.00	616.11	616.11
Total for 09/30/2024						0.00	0.00	0.00	15,777.75	15,777.75
10/31/2024										
10/31/2024	10080	359	1029260768	Interest	Bank of America-CDARS	0.00	0.00	0.00	4,539.60	4,539.60
10/31/2024	10081	101	1029260881	Interest	Bank of America-CDARS	0.00	0.00	0.00	5,886.41	5,886.41
10/31/2024	10082	794	1029260881	Interest	Bank of America-CDARS	0.00	0.00	0.00	5,241.02	5,241.02
10/31/2024	10095	521	1029755864	Interest	Bank of America-CDARS	0.00	0.00	0.00	3,819.90	3,819.90
Total for 10/31/2024						0.00	0.00	0.00	19,486.93	19,486.93
11/30/2024										
11/30/2024	10080	359	1029260768	Interest	Bank of America-CDARS	0.00	0.00	0.00	4,393.16	4,393.16
11/30/2024	10081	101	1029260881	Interest	Bank of America-CDARS	0.00	0.00	0.00	5,696.53	5,696.53
11/30/2024	10082	794	1029260881	Interest	Bank of America-CDARS	0.00	0.00	0.00	5,071.95	5,071.95
11/30/2024	10095	521	1029755864	Interest	Bank of America-CDARS	0.00	0.00	0.00	3,696.68	3,696.68
Total for 11/30/2024						0.00	0.00	0.00	18,858.32	18,858.32
12/05/2024										
12/05/2024	10085	101	31424WJW3	Interest	Federal Agriculture Mortgage Co	0.00	0.00	0.00	65,250.00	65,250.00
Total for 12/05/2024						0.00	0.00	0.00	65,250.00	65,250.00
12/25/2024										
12/25/2024	10083	101	3133ERJH5	Interest	Federal Farm Credit Bnk	0.00	0.00	0.00	62,500.00	62,500.00
Total for 12/25/2024						0.00	0.00	0.00	62,500.00	62,500.00
12/26/2024										
12/26/2024	10080	359	1029260768	Maturity	Bank of America-CDARS	1,000,000.00	1,000,000.00	1,000,000.00	3,660.97	1,003,660.97
12/26/2024	10095	521	1029755864	Maturity	Bank of America-CDARS	1,000,000.00	1,000,000.00	1,000,000.00	3,080.57	1,003,080.57
Total for 12/26/2024						2,000,000.00	2,000,000.00	2,000,000.00	6,741.54	2,006,741.54

City of New Braunfels
Projected Cashflow Report
For the Period September 30, 2024 - September 30, 2025

Projected Trans. Date	Investment #	Fund	Security ID	Transaction Type	Issuer	Par Value	Original Cost	Principal	Interest	Total
12/31/2024										
12/31/2024	10081	101	1029260881	Interest	Bank of America-CDARS	0.00	0.00	0.00	5,886.41	5,886.41
12/31/2024	10082	794	1029260881	Interest	Bank of America-CDARS	0.00	0.00	0.00	5,241.02	5,241.02
Total for 12/31/2024						0.00	0.00	0.00	11,127.43	11,127.43
01/31/2025										
01/31/2025	10081	101	1029260881	Interest	Bank of America-CDARS	0.00	0.00	0.00	5,886.41	5,886.41
01/31/2025	10082	794	1029260881	Interest	Bank of America-CDARS	0.00	0.00	0.00	5,241.02	5,241.02
Total for 01/31/2025						0.00	0.00	0.00	11,127.43	11,127.43
02/28/2025										
02/28/2025	10081	101	1029260881	Interest	Bank of America-CDARS	0.00	0.00	0.00	5,316.76	5,316.76
02/28/2025	10082	794	1029260881	Interest	Bank of America-CDARS	0.00	0.00	0.00	4,733.82	4,733.82
Total for 02/28/2025						0.00	0.00	0.00	10,050.58	10,050.58
03/31/2025										
03/31/2025	10081	101	1029260881	Interest	Bank of America-CDARS	0.00	0.00	0.00	5,886.41	5,886.41
03/31/2025	10082	794	1029260881	Interest	Bank of America-CDARS	0.00	0.00	0.00	5,241.02	5,241.02
Total for 03/31/2025						0.00	0.00	0.00	11,127.43	11,127.43
04/30/2025										
04/30/2025	10081	101	1029260881	Interest	Bank of America-CDARS	0.00	0.00	0.00	5,696.53	5,696.53
04/30/2025	10082	794	1029260881	Interest	Bank of America-CDARS	0.00	0.00	0.00	5,071.95	5,071.95
Total for 04/30/2025						0.00	0.00	0.00	10,768.48	10,768.48
05/31/2025										
05/31/2025	10081	101	1029260881	Interest	Bank of America-CDARS	0.00	0.00	0.00	5,886.41	5,886.41
05/31/2025	10082	794	1029260881	Interest	Bank of America-CDARS	0.00	0.00	0.00	5,241.02	5,241.02
Total for 05/31/2025						0.00	0.00	0.00	11,127.43	11,127.43
06/05/2025										
06/05/2025	10085	101	31424WJW3	Interest	Federal Agriculture Mortgage Co	0.00	0.00	0.00	65,250.00	65,250.00
06/05/2025	10085	101	31424WJW3	Call	Federal Agriculture Mortgage Co	2,500,000.00	2,499,375.00	2,500,000.00	0.00	2,500,000.00
Total for 06/05/2025						2,500,000.00	2,499,375.00	2,500,000.00	65,250.00	2,565,250.00
06/25/2025										
06/25/2025	10083	101	3133ERJH5	Maturity	Federal Farm Credit Bnk	2,500,000.00	2,497,595.00	2,500,000.00	62,500.00	2,562,500.00
Total for 06/25/2025						2,500,000.00	2,497,595.00	2,500,000.00	62,500.00	2,562,500.00
06/26/2025										

City of New Braunfels
 Projected Cashflow Report
 For the Period September 30, 2024 - September 30, 2025

Projected Trans. Date	Investment #	Fund	Security ID	Transaction Type	Issuer	Par Value	Original Cost	Principal	Interest	Total
06/26/2025										
06/26/2025	10081	101	1029260881	Maturity	Bank of America-CDARS	1,322,500.00	1,322,500.00	1,322,500.00	4,747.10	1,327,247.10
06/26/2025	10082	794	1029260881	Maturity	Bank of America-CDARS	1,177,500.00	1,177,500.00	1,177,500.00	4,226.63	1,181,726.63
Total for 06/26/2025						2,500,000.00	2,500,000.00	2,500,000.00	8,973.73	2,508,973.73
GRAND TOTALS:						9,500,000.00	9,496,970.00	9,500,000.00	390,667.05	9,890,667.05

Projected Maturities September 2024 - September 2025

Interest Principal

