



2019 River Season Parking

Kristi Aday

Assistant City Manager

February 25, 2019

The Cost of River Management



Public Safety

River Operations

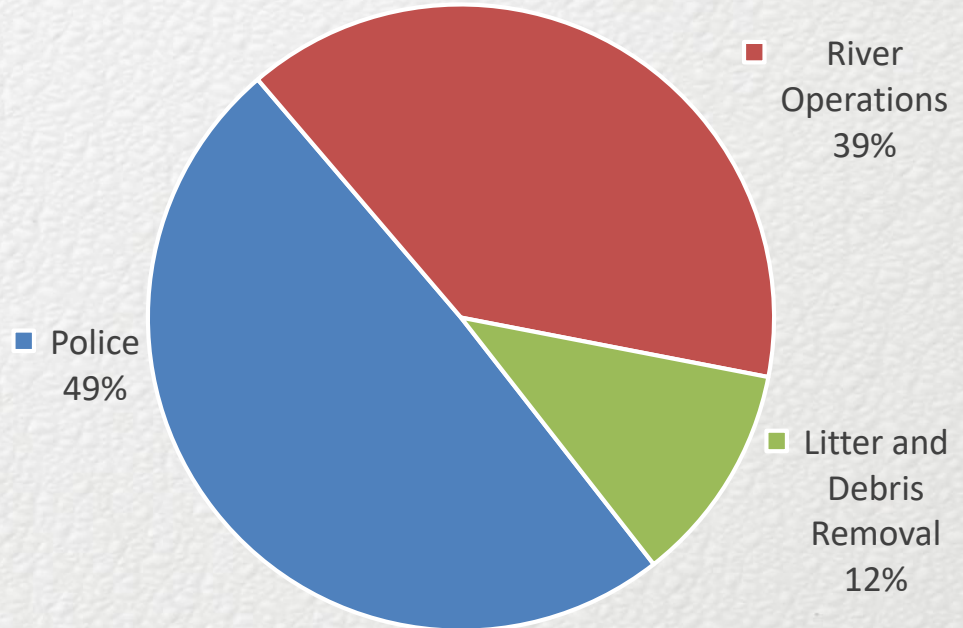
- Staff
- Equipment & Supplies

Litter Contract

- Scuba and trash removal

2018/19 Budget: \$1,338,200

River Fund – Expenditures
2019 Budget



Funding River Management



River Management Fee

- \$2.00 per tube, non-residents

Parking

- \$20.00 at Prince Solms Park
- \$10.00 at Elizabeth Street

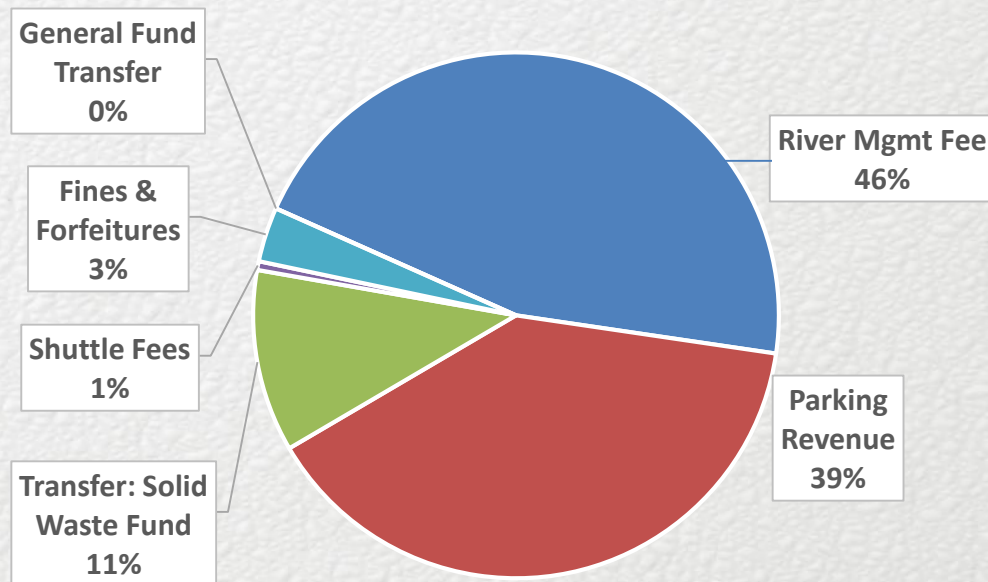
Shuttle Inspection Fees

Solid Waste Transfer

Fines and Forfeitures

General Fund Transfer

River Fund - Revenue Sources
2019 Budget



River Fund History



	FY 2014-15 Actual	FY 2015-16 Actual	FY 2016-17 Actual	FY 2017-18 Actual	FY 2018-19 Budget
Revenue	\$879,218	\$1,006,890	\$1,039,999	\$1,178,838	\$1,338,200
Deficit (GF Transfer)	\$213,178	\$265,101	\$91,268	\$32,360	0
Total	\$1,092,396	\$1,271,991	\$1,131,258	\$1,211,198	\$1,338,200

**NB Resident Support of
River Management**

20%

21%

8%

3%

0%

\$10.00 parking at PSP
\$1.50 River Fee

River Fee to \$2.00
NonResident Only

\$20 parking at PSP
\$10 at Elizabeth

Visitor Data



Tuber Data		
Year	Estimated Tubers*	Residents
2014	401,090	
2015	367,864	
2016	401,618	
2017	473,289	1,138
2018	394,078	1,382

* Includes private and outfitter tubers

Park Mobile 2018
\$152,460 collected
9,450 Transactions
666 from NB Zip Codes <ul style="list-style-type: none">• 283 were repeat users
7% Were Local Users
6% of the Total Parking Revenue

Current River Parking Overview



Prince Solms Park – Paid Parking

- City implemented \$10.00 paid parking at Prince Solms Park in 2014
- Raised the Fee to \$20.00 for 2018 Season, and expanded to May 1 start date
- 2018 Revenue generated: \$412,403

Elizabeth Street Parking Lots – Paid Parking

- Implemented \$10.00 paid parking in 2018
- Not fully used during Summer 2018
- 2018 new revenue generated: \$36,060

Prince Solms Park – Resident Tennis Pass

- Resident tennis player pass implemented in 2014, \$20 per person/season
- 2018 expanded to include disc golf and basketball
- Approximately 100 passes sold 2018

PARKING PROPOSALS 2019 RIVER SEASON

“City Creates Pass for Free Resident Parking”

Resident Parking Pass



Proposing New Resident Free Parking Pass

- *Must live within corporate city limits*
- *\$40 per vehicle, affixed to vehicle, good for one season*
- *Pass only valid in Elizabeth Ave. Parking Lot and Hinman Island Drive Parking*

Council action: \$40 for two seasons and include San Antonio Street parking

Resident Parking Pass



Revising the Prince Solms Sports Pass

- *Proposal to raise from \$20 to \$40 per person to match (proposed) Resident Free Parking Pass.*
- *Pass has a photo ID and must be clearly displayed*
- *User must be using sports facilities at Prince Solms Park (Tennis, basketball, disc golf)*

Council action: \$40 for two years

On Street Parking



Addition of paid parking May 1- Labor Day at:

- 1. East San Antonio Street between Liberty and the Comal River bridge*
- 2. Hinman Island Drive*

San Antonio Street Parking




8 oversized parallel parking spaces would be striped

\$20 per space using the ParkMobile pay-by-phone system

Possible Revenue: \$20,000

Council Action: Make available for Resident Free Parking Pass

Hinman Island Drive Parking



33 parking spaces

\$30 per space using ParkMobile pay-by-phone system

Spaces only available during the week

Resident Free Parking Pass would be valid

Possible revenue: \$91,080

Council Action: Approve

Options



1. New Resident Free Parking Pass

- *Original Proposal: \$40 per year (Recommended by River and Parks Committees)*
- *Council Approved: \$40 for two years*
- *\$5.00 per year (recovers City's cost to create and administer)*
- *Free*

2. Prince Solms Sports Pass to \$40

- *Original Proposal: \$40 per year (Recommended by River and Parks Committees)*
- *Council Approved: \$40 for two years*
- *\$5.00 per year (recovers City's cost to create and administer)*
- *Free*

Options



3. Paid Parking on San Antonio Street at Prince Solms Park

- *Council approved and added Resident Parking*

4. Paid Parking on Hinman Island Drive

- *Council Approved*



Questions?

River Fund Overview



	FY 2014-15 Actual	FY 2015-16 Actual	FY 2016-17 Actual	FY 2017-18 Actual	FY 2018-19 Budget
River Mgmt Fee	\$474,445	\$550,137	\$603,046	\$502,100	\$611,000
Parking Revenue	\$190,053	\$196,864	\$223,921	\$448,463	\$525,000
Transfer: Solid Waste Fund	\$125,000	\$171,323	\$145,000	\$139,701	\$150,000
Shuttle Fees		\$6,950	\$7,750	\$7,050	\$7,200
Fines & Forfeitures	\$89,720	\$81,616	\$60,273	\$81,524	\$45,000
General Fund Transfer	\$213,178	\$265,101	\$91,268	\$32,360	0
Total Revenues	\$1,092,396	\$1,271,991	\$1,131,258	\$1,211,198	\$1,338,200