

## GENERAL NOTES


1. THE CONTRACT DOCUMENTS ARE COMPLIMENTARY, AND WHAT IS REQUIRED BY ONE, ARCHITECTURAL, CIVIL, STRUCTURAL, MECHANICAL, PLUMBING, OR ELECTRICAL DRAWINGS OR SPECIFICATIONS, ADDENDUM, BULLETINS, OR OTHER DOCUMENT, SHALL BE AS BINDING AS IF REQUIRED BY ALL. CONTRACTOR SHALL USE ONLY COMPLETE SETS OF CONTRACT DOCUMENTS FOR EACH AND EVERY ITEM OF WORK.
2. CONTRACTOR AGREES THAT, IN ACCORDANCE WITH GENERALLY ACCEPTED CONSTRUCTION PRACTICES, CONTRACTOR SHALL BE REQUIRED TO ASSUME SOLE AND COMPLETE RESPONSIBILITY FOR JOB SITE CONDITIONS DURING THE COURSE OF CONSTRUCTION OF THE PROJECT, INCLUDING SAFETY OF ALL PERSONS AND PROPERTY, THAT THIS REQUIREMENT SHALL BE MADE TO APPLY CONTINUOUSLY AND NOT BE LIMITED TO NORMAL WORKING HOURS. CONTRACTOR FURTHER AGREES TO DEFEND, INDEMNIFY, AND HOLD DESIGN PROFESSIONAL HARMLESS FROM ANY AND ALL LIABILITY, REAL OR ALLEGED, IN CONNECTION WITH THE PERFORMANCE OF WORK ON THIS PROJECT.
3. ALL WORK SHALL COMPLY WITH ALL APPLICABLE CODE, ORDINANCE, A.D.A., T.A.S AND REGULATIONS OF ALL GOVERNING BODIES.
4. ALL WORK SHALL BE DONE IN ACCORDANCE WITH THE APPLICABLE CODES, ORDINANCES AND STANDARD SPECIFICATIONS OF ALL AGENCIES THAT HAVE THE RESPONSIBILITY OF REVIEWING PLANS AND SPECIFICATIONS FOR CONSTRUCTION OF ALL ITEMS PER THESE PLANS AND SPECIFICATIONS IN THIS LOCALITY.
5. THE CONTRACTOR SHALL OBTAIN ALL THE NECESSARY PERMITS AS REQUIRED FOR CONSTRUCTION OF THIS PROJECT. OWNER WILL PAY FOR BUILDING PERMIT.
6. WHEN ANY EXISTING UTILITY REQUIRES ADJUSTMENT OR RELOCATION, THE CONTRACTOR SHALL NOTIFY THE PROPER UTILITY AND COORDINATE HIS WORK ACCORDINGLY. THERE SHALL BE NO CLAIM MADE BY THE CONTRACTOR AND ANY COSTS CAUSED BY DELAYS IN CONSTRUCTION TO THE ADJUSTMENT OR RELOCATION OF UTILITIES.
7. ALL TRAFFIC CONTROLS ON THIS PROJECT SHALL ADHERE TO THE LATEST EDITION OF THE MANUAL ON UNIFORM TRAFFIC CONTROL DEVICES (MUTCD).
8. THE OWNER SHALL NOT BE LIABLE FOR ANY CLAIMS RESULTING FROM ACCIDENTS OR DAMAGES CAUSED BY THE CONTRACTOR'S FAILURE TO COMPLY WITH TRAFFIC AND PUBLIC SAFETY REGULATIONS DURING THE CONSTRUCTION PERIOD.
9. THE CONTRACTOR SHALL CONFINE HIS ACTIVITIES TO THE PROJECT SITE UNDER DEVELOPMENT OR THE EXISTING RIGHT-OF-WAYS, CONSTRUCTION AND PERMANENT EASEMENTS, AND SHALL NOT TRESPASS UPON OTHER PRIVATE PROPERTY WITHOUT THE CONSENT OF THE OWNER OF THE OTHER PROPERTY.
10. THE CONTRACTOR SHALL DISPOSE OF ALL SURPLUS EXCAVATION PROPERLY AND PROVIDE ALL SUITABLE FILL MATERIAL AS APPROVED BY THE SOILS ENGINEER, AND THE COST SHALL BE INCLUDED IN THE PRICE BID FOR THE RELATED ITEMS.
11. EROSION AND SEDIMENT CONTROL SHALL BE PROVIDED IN ACCORDANCE WITH LOCAL AND/OR STATE REQUIREMENTS. PROTECTIVE MEASURES SHALL BE TAKEN BY THE CONTRACTOR TO PROTECT ADJACENT PROPERTY AT ALL TIMES DURING CONSTRUCTION. PROTECTIVE MEASURES SHALL BE TAKEN BY THE CONTRACTOR SO AS NOT TO CAUSE ANY MUD, SILT, OR DEBRIS ONTO PUBLIC OR ADJACENT PROPERTY. ANY MUD OR DEBRIS ON PUBLIC PROPERTY SHALL BE REMOVED IMMEDIATELY.
12. ALL WORK SHALL BE GUARANTEED BY THE CONTRACTOR TO BE FREE FROM DEFECTS IN WORKMANSHIP AND MATERIALS AND IN CONFORMANCE WITH THE APPROVED PLANS AND SPECIFICATIONS, AND THAT THE CONTRACTOR SHALL REPLACE OR REPAIR ANY WORK OR MATERIAL FOUND TO BE DEFECTIVE.
13. CONTRACTOR SHALL VERIFY THAT THE PLANS AND SPECIFICATIONS THAT HE IS USING ARE THE VERY LATEST PLANS AND SPECIFICATIONS.
14. SHOULD THE CONTRACTOR ENCOUNTER CONFLICTS BETWEEN THESE PLANS AND SPECIFICATIONS, EITHER AMONG THEMSELVES OR WITH THE REQUIREMENTS OF ANY AND ALL REVIEWING AND PERMIT ISSUING AGENCIES, HE SHALL SEEK CLARIFICATION IN WRITING FROM THE ARCHITECT BEFORE COMMENCEMENT OF CONSTRUCTION. FAILURE TO DO SO SHALL BE AT SOLE EXPENSE TO THE CONTRACTOR.
15. THE CONTRACTOR IS REQUIRED TO TAKE DUE PRECAUTIONARY MEASURES TO PROTECT THE UTILITIES OR STRUCTURE AT THE SITE. IT SHALL BE THE CONTRACTOR'S RESPONSIBILITY TO NOTIFY THE OWNER OF UTILITIES OR STRUCTURES CONCERNED BEFORE STARTING WORK. THE CONTRACTOR SHALL NOTIFY THE PROPER UTILITY IMMEDIATELY UPON BREAK OR DAMAGE TO ANY UTILITY LINE OR APPURTENANCE, OR THE INTERRUPTION OF THEIR SERVICE. HE SHALL NOTIFY THE PROPER UTILITY INVOLVED, IF EXISTING UTILITY CONSTRUCTION CONFLICTS WITH REQUIREMENTS, THE CONTRACTOR SHALL NOTIFY THE ENGINEER SO THAT THE CONFLICT MAY BE RESOLVED.
16. INSTALL ALL MANUFACTURED ITEMS, MATERIALS, AND EQUIPMENT IN STRICT ACCORDANCE WITH MANUFACTURER'S WRITTEN INSTRUCTIONS EXCEPT THAT THE SPECIFICATIONS, WHERE MORE STRINGENT, SHALL GOVERN.
17. THE CONTRACTOR SHALL BE RESPONSIBLE FOR PROVIDING ALL TAPS, EXTENSIONS, WATER AND ELECTRICITY FOR ALL PROJECT FUNCTIONS, OFFICE, STORAGE, ETC.
18. THE CONTRACTOR SHALL BE RESPONSIBLE FOR PROVIDING HIS OWN TELEPHONE, FAX MACHINE, TOILET, VALVES, OR OTHER DEVICES NECESSARY TO RUN POWER TOOLS AND EQUIPMENT, SUCH MODIFICATIONS TO EXISTING UTILITIES SHALL BE REMOVED AT COMPLETION OF THE PROJECT.
19. CONTRACTOR SHALL SUBMIT SHOP DRAWINGS TO THE ARCHITECT IN A TIMELY MANNER THAT WILL ALLOW NOT LESS THAN TEN DAYS FOR REVIEW. THE GENERAL CONTRACTOR SHALL SUBMIT CORRECT NUMBER REQUIRED, BUT NOT LESS THAN FOUR COPIES.
20. THE GENERAL CONTRACTOR SHALL PROVIDE STREET NUMBERING ON THE BUILDING IN COMPLIANCE WITH LOCAL AUTHORITY.
21. ALL PENETRATIONS THRU WALLS SHALL BE SEALED AIR/WATER TIGHT AND CAULKED WITH TWO PART SEALANT EACH SIDE.
22. THE GENERAL CONTRACTOR SHALL PROVIDE ONE COPY OF AS-BUILT DRAWINGS TO THE OWNER AT THE COMPLETION OF THE PROJECT. AS-BUILT DRAWINGS SHALL BE KEPT ON THE JOB AT ALL TIMES AND UPDATED THROUGHOUT THE CONSTRUCTION PHASE.
23. UNLESS NOTED OTHERWISE, SITE PLAN DIMENSIONS, ARE TO FACE OF CURB. FLOOR PLAN DIMENSIONS ARE TO FACE OF STUDS, FRAMING, MASONRY, CONCRETE WALL PANELS, OR FOUNDATION WALLS.
24. SPECIAL INSTRUCTIONS NOTE:  
AT THE COMPLETION OF CONSTRUCTION, A FINAL REPORT OF REQUIRED SPECIAL INSPECTIONS (PREPARED BY THE REGISTERED DESIGN PROFESSIONAL IN RESPONSIBLE CHARGE) CONFIRMS THAT THE LISTED REQUIRED SPECIAL INSPECTIONS HAVE BEEN CONDUCTED AND COMPLETED WILL BE SUBMITTED TO THE BUILDING OFFICIAL, VIA THE OWNER. IT IS OUR UNDERSTANDING THAT A CERTIFICATE OF OCCUPANCY WILL NOT BE ISSUED BY THE CITY OF NEW BRAUNFELS UNTIL THIS FINAL REPORT IS RECEIVED. REFER TO DOCUMENT LABELED "DETERMINATION OF REQUIRED SPECIAL INSPECTIONS" AS WELL AS STRUCTURAL SHEET OR REQUIRED INSPECTIONS. IT IS THE CONTRACTOR'S RESPONSIBILITY TO PROVIDE DOCUMENTATION THAT ALL REQUIRED INSPECTIONS HAVE BEEN CONDUCTED AND ALL REPORTED NON-COMPLYING ITEMS HAVE BEEN RESOLVED.
25. GOVERNING CODE AND FIRE DEPARTMENT, FIELD INSPECTORS SHALL DICTATE SIZE, TYPE, QUANTITY AND LOCATIONS OF BOTH TEMPORARY AND PERMANENT PORTABLE FIRE EXTINGUISHERS.
26. ALL EXPOSED ELECTRICAL EQUIPMENT, CONDUITS, PLUMBING LINES, ETC. SHALL BE PAINTED WITH (2) COATS OF PAINT TO MATCH ADJACENT SURFACES.
27. KNOX BOX-LOCATE PER LOCAL FIRE DEPARTMENT REQUIREMENTS.

# CITY OF NEW BRAUNFELS 175TH ANNIVERSARY SIGNAGE

## NEW BRAUNFELS, TEXAS 78130

### 100% CONSTRUCTION DOCUMENTS

02.28.2019



## DESIGN TEAM

### CLIENT

NEW BRAUNFELS 175TH COMMISSION  
390 S. Seguin Ave.  
New Braunfels, TX 78130

### STRUCTURAL ENGINEER

LEHMANN ENGINEERING, INC.  
1006 Becket  
San Antonio, TX 78213  
TEL: 210.348.8889  
CONTACT: Matthew Hoffer  
EMAIL: mhoffer@lehmanneng.com

### CIVIL ENGINEER

HMT ENGINEERING & SURVEYING  
410 N. Seguin Ave.  
New Braunfels, TX 78130  
TEL: 830.625.8555  
CONTACT: Chris Van Heerde  
EMAIL: chrishvh@hmtnb.com

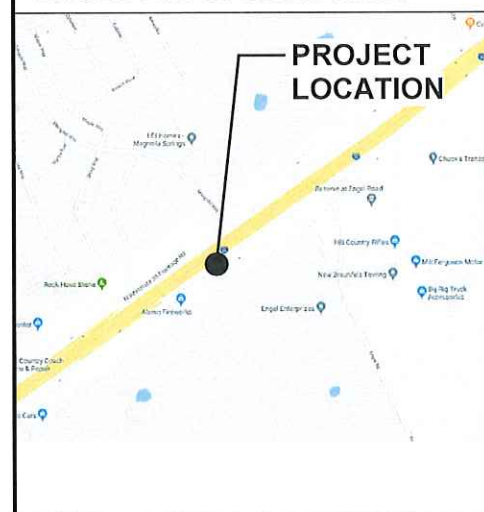
### M.E.P. ENGINEER

RGM ENGINEERING, INC.  
6243 IH 10 West, Ste. 501  
San Antonio, TX 78201  
TEL: 210.229.4522  
CONTACT: Miguel Garcia  
EMAIL: miguel@rgmengineering.net

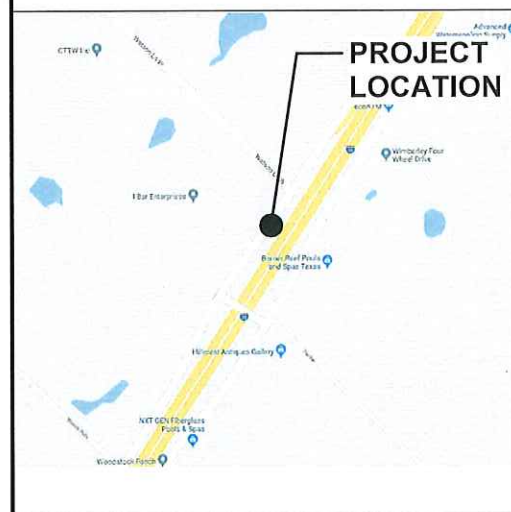
### ARCHITECT

OPEN STUDIO ARCHITECTURE  
1285 Industrial St., Suite 106  
New Braunfels, Texas 78130  
TEL: 830.627.3290  
Contact: Caleb Goins  
EMAIL: caleb.g@openstudio-usa.com

## ENGEL RD. LOCATION MAP



## WATSON LN. LOCATION MAP



INDEX OF DRAWINGS					
NUMBER	NAME	ADDEN #1	ADDEN #2	REV 1	REV 2
00 GENERAL					
G101	COVER SHEET				
01 CIVIL					
C1.0	EROSION CONTROL PLAN				
C1.1	EROSION CONTROL DETAILS				
C2.0	TRAFFIC CONTROL PLAN				
C2.1	TRAFFIC CONTROL DETAILS				
05 ARCHITECTURAL					
AS101	ENGEL RD. LOCATION - ARCHITECTURAL SITE PLAN				
AS102	WATSON LN. LOCATION - ARCHITECTURAL SITE PLAN				
A101	ENGEL RD. LOCATION - PLAN				
A102	WATSON LN. LOCATION - PLAN				
A201	ENGEL RD. LOCATION - ELEVATIONS				
A202	WATSON LN. LOCATION - ELEVATIONS				
A301	ENGEL RD. LOCATION - SECTIONS				
A302	WATSON LN. LOCATION - SECTIONS				
A701	DETAILS				
06 STRUCTURAL					
S100	NOTES, DETAILS, & SECTIONS				
09 ELECTRICAL					
MEP101	MEP SITE PLAN - WATSON LANE				
MEP102	MEP SITE PLAN - ENGEL ROAD				
E100	ELECTRICAL SYMBOLS AND ABBREVIATIONS				
E101	ELECTRICAL FLOOR PLAN - WATSON LANE				
E102	ELECTRICAL FLOOR PLAN - ENGEL ROAD				
E201	ELECTRICAL SPECIFICATIONS				

Open  
studio  
architecture

1285 Industrial St. Ste. 106  
New Braunfels, TX 78130  
Tel: 830.627.3290  
www.openstudio-usa.com



Revisions		
Number	Description	Date

Open studio architecture, PLLC © 2019  
All Rights Reserved  
THIS DRAWING IS PROVIDED AS AN INSTRUMENT OF SERVICE BY THE ARCHITECT AND IS INTENDED FOR USE ON THIS PROJECT ONLY. THE DRAWING REMAINS THE PROPERTY OF THE ARCHITECT AND SHALL BE RETURNED TO HIM/HER UPON COMPLETION OF THE CONSTRUCTION WORK. PURSUANT TO THE ARCHITECTURAL WORKS COPYRIGHT PROTECTION ACT OF 1990, ALL DRAWINGS, SPECIFICATIONS, IDEAS, AND DESIGNS, INCLUDING THE OVERALL FORM, ARRANGEMENT, AND COMPOSITION OF THE SPACES, AND ELEMENTS APPEARING HEREIN, CONSTITUTE THE COPYRIGHT WORK OF THE ARCHITECT. ANY REPRODUCTION, USE, OR DISCLOSURE OF INFORMATION CONTAINED HEREIN WITHOUT PRIOR WRITTEN CONSENT OF THE ARCHITECT IS STRICTLY PROHIBITED.

CITY OF NEW BRAUNFELS  
175TH ANNIVERSARY  
SIGNAGE  
NEW BRAUNFELS, TX

project #: 18.020  
date: 02.28.19  
drawn by: OSA  
checked by: OSA  
drawing title:

COVER SHEET

drawing number:

G101