

Legislation Text

File #: 21-926, **Version:** 1

PRESENTER:

Stacey Dicke, Parks and Recreation Director

SUBJECT:

Parks and Recreation Fiscal Year 2021-2022 Budget Overview

DISCUSSION:

PARD General Fund Budget

The FY 2022 Parks and Recreation Proposed Budget increases compared to the FY 2021 Estimate. Employee expenditures increase for several reasons. The proposed budget includes compensation adjustments authorized mid FY 2021 as well as planned increases for FY 2022. The FY 2022 Proposed Budget fully funds all authorized positions whereas the FY 2021 estimate and FY 2020 actuals have been impacted by COVID-19 related closures and cancellations.

Operating expenditures remain relatively flat in comparison to the FY 2021 budget.

Resource Requests - As discussed during the five-year forecast as well as the budget message at the beginning of the document, our conservative budgeting over the past two years created a surplus within the General Fund. The FY 2022 budget primarily leverages those reserves for one-time equipment and technology initiatives.

The Proposed Budget for the Parks and Recreation Department includes \$1,250,189 in resource requests.

Recurring requests include three initiatives.

- First, additional seasonal camp counselors have been added (4) to provide better staffing flexibility for Camp Minnehaha. This initiative is cost neutral as it only adds additional positions, not funded hours to support the program.
- Second, three seasonal maintenance workers have been added (\$28,000 recurring and \$225 one time). These positions will be utilized during the summer months, primarily on weekends to support the seasonal increased demand on our park system. By adding these positions, our full-time park operations staff will not have as much mandatory weekend assignments, which has been a critical recruitment and retention issue.
- And last, funding has been included to support a second summer camp location. Demand remains at an all-time high for expanding our summer day care program. In fact, it only takes minutes for reservations to be completed for all available summer camp spots once it is opens in the spring. Staff is still working

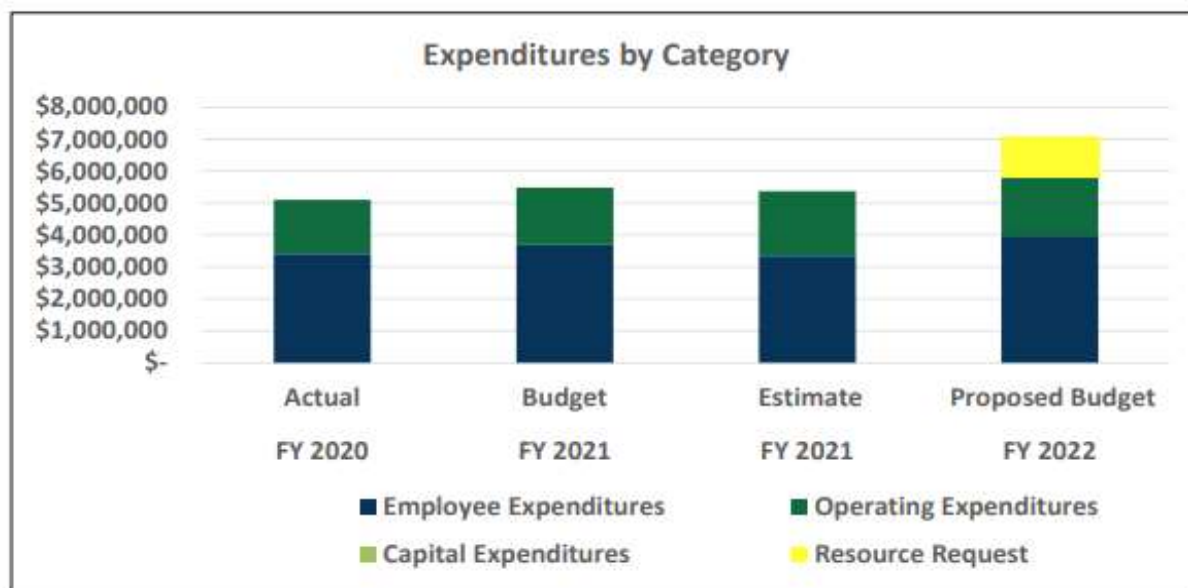
through logistical and facility details for the second location. The program will be cost neutral in FY 2022 as the direct revenues from the expanded program will cover direct expenditures (\$122,890).

- One-time funding of \$1,098,849 is included to support various one-time initiatives and equipment replacements. As the table below illustrates, there are a number of small capital improvement and equipment replacement needs within the parks department. The park operations equipment replacement will allow for the department to retire equipment that is well beyond its useful life. The Main Plaza brickwork will eliminate a current tripping hazard. The completion of the construction documents for the Alligator Creek park/trail is an important step in expanding our parks network throughout the city.

Parks and Recreation Department Resource Requests (One Time)	
Park Operations – Equipment Replacement (mowers, tractors, etc.)	\$212,056
Landa Park/Prince Solms Park Parking Lot Enhancements	250,000
Automatic Lift	52,493
Alligator Creek Trail/Park Construction Documents	120,000
Sand Volleyball Lights	60,000
Main Plaza Brickwork	21,300
Vehicles for Ranger Division	48,500
Bike Replacement – Ranger Division	4,000
Fisher Park Playground Replacement	250,000
Faust Bridge Resurfacing	47,500
Kerlick Park Features	17,000
Tube Chute Fence Replacement (Mill St. side)	16,000

PARD General Fund Budget Overview

	FY 2020 Actual	FY 2021 Budget	FY 2021 Estimate	FY 2022 Proposed Budget
Employee Expenditures	\$ 3,411,651	\$ 3,694,999	\$ 3,353,069	\$ 3,981,582
Operating Expenditures	1,692,162	1,785,178	2,024,354	1,807,873
Capital Expenditures	10,980	18,295	18,295	-
Resource Request				1,250,189
Total Expenditures	\$ 5,114,793	\$ 5,498,472	\$ 5,395,718	\$ 7,039,644
As a percentage of total General Fund Expenditures	7%	7%	7%	8%
Total Full Time Equivalent	48.25	47.25	47.25	47.25
Seasonal Positions	123.00	123.00	123.00	142.00



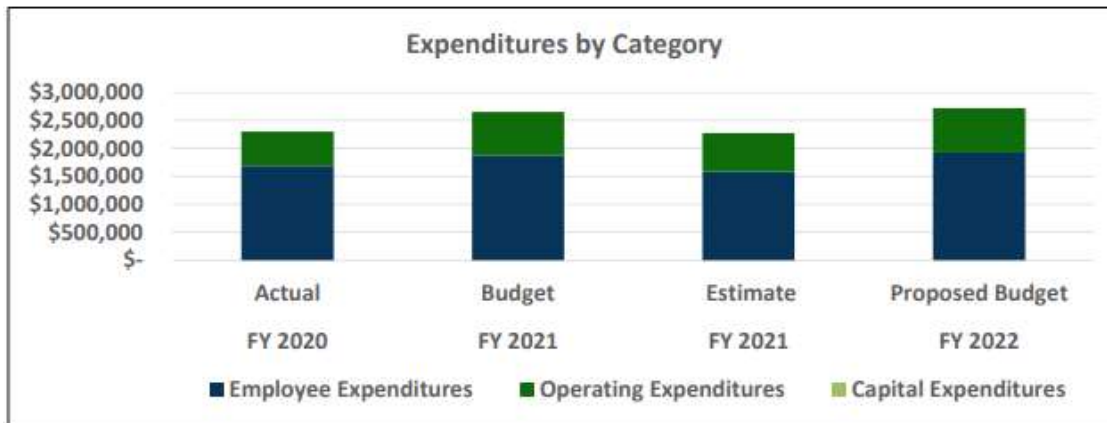
Das Rec Budget

Das Rec memberships were significantly impacted by COVID-19, however since the spring they have been recovering consistently. It is likely that Das Rec will achieve 100 percent cost recovery in FY 2022. However, like FY 2020 and FY 2021, it may require an interfund transfer from the Recreation Center Improvement Fund. Finance and the Das Rec team will work continue to work collaboratively throughout the year to control costs in an attempt to meet cost recovery targets.

Funding was included in the proposed budget (\$91,347) to make some minor facility modifications to increase the outdoor programming space and kinder care area. They are proposed to be funded with capital funds.

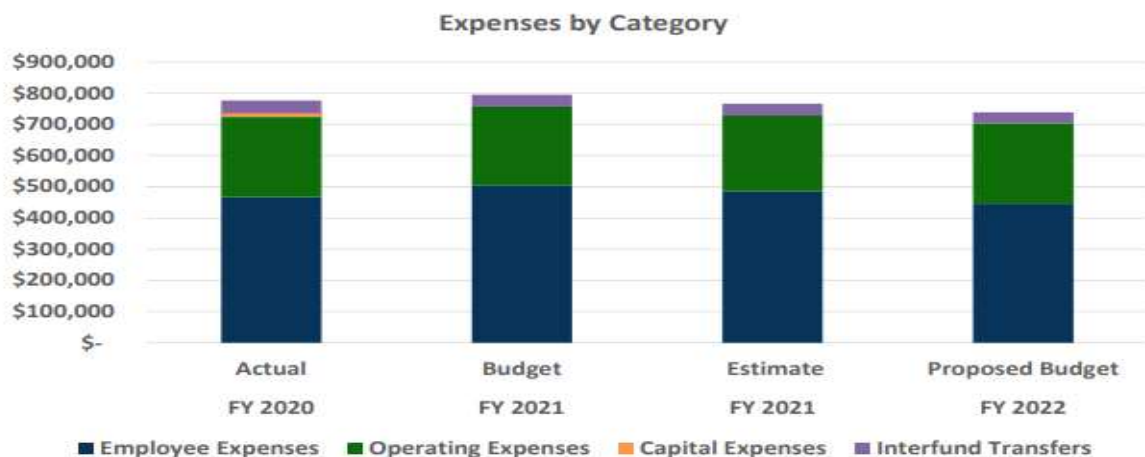
Das Rec Budget Overview

	FY 2020 Actual	FY 2021 Budget	FY 2021 Estimate	FY 2022 Proposed Budget
Employee Expenditures	\$ 1,692,063	\$ 1,879,103	\$ 1,581,638	\$ 1,925,795
Operating Expenditures	609,133	773,839	694,756	794,399
Capital Expenditures	-	-	-	-
Resource Request				-
Total Expenditures	\$ 2,301,196	\$ 2,652,942	\$ 2,276,394	\$ 2,720,194
Cost Recovery	85.3%	96.0%	84.4%	86.1%
As a percentage of total General Fund Expenditures	3%	4%	3%	3%
Total Full Time Equivalent	101.75	101.75	101.25	101.25



Civic Center Budget Overview

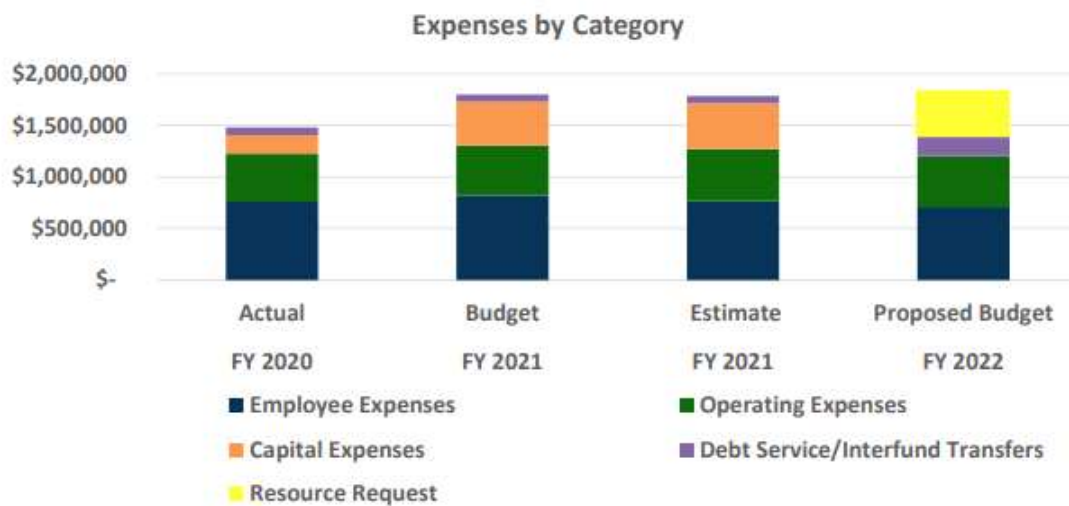
	FY 2020 Actual	FY 2021 Budget	FY 2021 Estimate	FY 2022 Proposed Budget
Employee Expenses	\$ 467,758	\$ 505,596	\$ 486,018	\$ 446,503
Operating Expenses	255,800	251,528	242,887	257,065
Capital Expenses	12,724	-	-	-
Interfund Transfers	40,548	37,856	37,856	35,178
Total Expenses	\$ 776,830	\$ 794,980	\$ 766,762	\$ 738,746
Total Full Time Equivalent	8.5	9.0	9.0	9.0



Golf Course Budget Overview

	FY 2020 Actual	FY 2021 Budget	FY 2021 Estimate	FY 2022 Proposed Budget
Employee Expenses	\$ 761,742	\$ 821,269	\$ 766,076	\$ 707,125
Operating Expenses	465,819	484,200	506,923	494,200
Capital Expenses	178,504	426,000	443,986	-
Debt Service/Interfund Transfers	75,025	69,364	69,364	184,781
Resource Request				453,497
Total Expenses	\$ 1,481,090	\$ 1,800,832	\$ 1,786,349	\$ 1,839,603

Total Full Time Equivalent	15.0	15.0	15.0	18.0
Seasonal Positions	2.0	2.0	2.0	2.0



RECOMMENDATION:

[Enter Text Here]